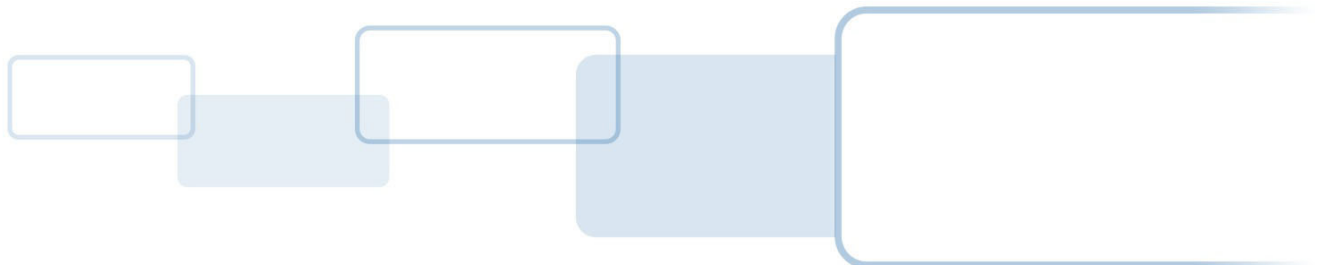


READERS AND CREDENTIALS

HOW TO ORDER GUIDE

PLT-02630, Rev. B.9
November 2019

PLEASE CONTACT US:
info@smartcardamerica.com
www.SmartCardAmerica.com



Copyright

© 2010 - 2019 HID Global Corporation/ASSA ABLOY AB. All rights reserved. This document may not be reproduced, disseminated or republished in any form without the prior written permission of HID Global Corporation.

Trademarks

HID GLOBAL, HID, the HID Brick logo, the Chain Design, Asure ID, Corporate 1000, DuoProx, EntryProx, FARGO, FlexCard, FlexKey, FlexSmart, HID Mobile Access, HID ORIGO, iCLASS, iCLASS SE, ISOProx, EDGE, Edge EVO, MaxiProx, MicroProx, MiniProx, multiCLASS, pivCLASS, ProxCard, ProxKey, ProxPass, ProxPoint, ProxPro, Secure Identity Object, Seos, SIO, U90, are the trademarks or registered trademarks of HID Global, ASSA ABLOY AB, or its affiliate(s) in the US and other countries and may not be used without permission. All other trademarks, service marks, and product or service names are trademarks or registered trademarks of their respective owners.

MIFARE, MIFARE Classic, MIFARE DESFire, and MIFARE DESFire EV1, are registered trademarks of NXP B.V. and are used under license.

Revision History

Date	Description	Revision
November 2019	Added Seos Clamshell - 565. Minor updates.	B.9
October 2019	Added Seos Key Fob - 526.	B.8
July 2019	Minor updates.	B.7
June 2019	Minor updates.	B.6
April 2019	Added iCLASS SE Express and Biometric (RB25F) Readers. Added iCLASS Seos 8K with MIFARE Classic or DESFire EV1 Implementation - 5806/5906.	B.5
January 2019	New "Understanding Credentials" section, revised iCLASS SE Encoder section, various minor updates to credential product pages including programming forms.	B.4
October 2018	Updated Mobile Access section.	B.3
September 2018	Updated to include iCLASS SE and multiCLASS SE Bluetooth and OSDP Upgrade Kits.	B.2

Contacts

For additional offices around the world, see <https://www.hidglobal.com/contact/corporate-offices>.

Americas and Corporate	Asia Pacific
611 Center Ridge Drive Austin, TX 78753 USA Phone: 866 607 7339 Fax: 949 732 2120	9/F 625 King's Road North Point, Island East Hong Kong Phone: 852 3160 9833 Fax: 852 3160 4809
Europe, Middle East and Africa (EMEA)	Brazil
Haverhill Business Park Phoenix Road Haverhill, Suffolk CB9 7AE United Kingdom Phone: 44 (0) 1440 711 822 Fax: 44 (0) 1440 714 840	Condomínio Business Center Av. Ermano Marchetti, 1435 Galpão A2 - CEP 05038-001 Lapa - São Paulo / SP Brazil Phone: +55 11 5514-7100

HID Global Technical Support: www.hidglobal.com/support



Contents

1. Readers	6
Understanding HID Global Readers	6
Can I configure my reader product online?	6
What should I know about security keysets?	6
How can I order HID Elite configured readers?.....	6
How can I check the status of my order?.....	6
Selecting the Right Reader	7
iCLASS SE Readers	8
iCLASS SE Reader - Seos Profile with Bluetooth Option.....	8
iCLASS SE Reader - Standard Profile with Bluetooth	10
Configuration Setting (Select one option)	11
iCLASS SE Reader - Biometric	12
iCLASS SE Reader - Standard Profile	13
iCLASS SE Express Reader	15
iCLASS SE Biometric Reader - Wiegand or OSDP.....	16
iCLASS SE Reader - Magnetic Stripe.....	18
pivCLASS Reader - FIPS 201 Strong Authentication.....	20
pivCLASS Reader - Wiegand or OSDP	22
Configuration Setting.....	22
iCLASS SE U90 - UHF Long Range Reader	23
iCLASS SE Reader Accessories.....	24
EDGE Reader - Edge EVO Solo.....	27
iCLASS Reader Accessories	28
HID Proximity Readers	29
ProxPoint Plus Proximity Reader - 6005 / 6008	29
MiniProx Proximity Reader - 5365 / 5368.....	30
ProxPro Family Proximity Reader - 5455 / 5458 / 5355 / 5352 / 5358.....	31
ThinLine II Proximity Reader - 5395 / 5398	32
MaxiProx Proximity Reader - 5375.....	33
EntryProx Proximity Reader - 4045.....	34
HID Proximity Reader Accessories	35
Indala Proximity Readers	37
Overview	37
Advantage Series Reader - ASR 620	37
FlexPass Reader - FP Arch / Keypad.....	38
FlexPass Accessories.....	39

2. HID Mobile Access	40
What Is HID Mobile Access?	40
Creating HID Mobile Access User Account	40
Ordering Information – Readers for HID Mobile Access	41
Ordering Information – Mobile Identities Service	42
Option 1 (Preferred): User License Subscription	42
Option 2: Mobile ID Credential	42
3. Credentials	43
Understanding HID Credentials	43
Can I configure my credential product online?	43
What should I know about security keysets?	43
How can I order HID Elite configured credentials?	43
How can I migrate from my current credential technology?	44
What is the difference between iCLASS Seos, iCLASS SE and iCLASS credentials?	44
Credentials Marking	45
Credential Marking Technology	45
Understanding Credential Formats	45
Format Structure	45
What format do I need?	46
Common Formats	46
Format Compatibility	47
Long Formats (HID Prox)	47
Understanding Credential Programming	48
How do I complete the programming section correctly?	48
Examples	48
iCLASS Seos Credentials	49
iCLASS Seos Card - 500	49
iCLASS Seos + iCLASS Card - 522	51
iCLASS Seos + Prox Card - 510	53
iCLASS Seos + iCLASS + Prox Card - 520	55
iCLASS Seos 8K with MIFARE Classic or DESFire EV1 Implementation - 5806/5906	57
Seos Key Fob - 526	58
Seos Clamshell - 565	59
iCLASS SE Credentials	60
iCLASS SE Card - 300 / 305	60
iCLASS SE + Prox Card - 315	62
iCLASS SE Key - 325	64
iCLASS SE Tag - 330	65
iCLASS SE Clamshell Card - 335	66
iCLASS SE + Other HF Card - 391	67
iCLASS SE + Other 13.56 MHz + Prox Card - 396	69

iCLASS Credentials	72
iCLASS Card - 200 / 210	72
iCLASS + Prox card - 212	74
iCLASS Key - 205.....	76
iCLASS Tag - 206.....	77
iCLASS Clamshell Card - 208.....	78
iCLASS + Other HF Card - 242.....	79
iCLASS + Other 13.56 MHz + Prox Card - 262	81
UHF Credentials	84
UHF Card - 600	84
UHF + iCLASS Card - 601	85
UHF + MIFARE Classic Card - 603	87
HID Proximity Credentials.....	89
ProxCard II Card - 1326.....	89
DuoProx II Card - 1336 / 1536	90
ProxKey III Keyfob - 1346	91
ISOProx II Card - 1386 / 1586	92
ProxPass II Active Vehicle Identification Tag - 1351.....	93
MicroProx Tag Proximity - 1391	94
Indala 125 kHz Credential	96
FPISO - FlexPass Imageable Card	97
FPCRD - FlexCard Standard Card.....	98
FPTAG - FlexTag.....	99
FPKEY - FlexKey Keytag.....	100
FlexPass Formats.....	101
MIFARE Credentials	102
MIFARE Classic Card - 340 / 345 / 1430 / 1440 / 1436 / 1446	102
MIFARE Classic + Prox card - 350 / 355 / 1431 / 1441 / 1437 / 1447	104
MIFARE Classic Keyfob - 1434 / 1444.....	106
MIFARE Classic Adhesive Tag - 1435	107
MIFARE DESFire EV1 Card - 370 / 375 / 1450 / 1456.....	108
MIFARE DESFire EV1 + Prox Card - 380 / 385 / 1451 / 1457.....	110
CP1000 iCLASS SE Encoder.....	112
iCLASS SE Encoder Summary	112
iCLASS SE Encoder - How Does it Work?.....	112
iCLASS SE Encoder Ordering Basics	112
Step 1: Hardware	113
Step 2: Select Additional Credential Credits.....	114
Genuine HID Technology Credential Credits – Part Tables.....	114
Third Party HID Technology Credential Credits – Part Tables.....	115
Step 3: Select Additional Formats	116
How to order FRMT-J1 (HID open, tracked or OEM format).....	116
How to order FRMT-J2 (Corporate 1000 format).....	116
Step 4: Select Additional Keysets	117
Step 5: Encoder Order Form	119

1. Readers

Understanding HID Global Readers

Can I configure my reader product online?

Yes, HID Global® is now offering the HID Global Product Configurator. This online tool will guide customers and partners toward the most suitable product for their needs. There are two main features available with this tool:

- **Find by part number** - allows customers to enter an existing part number to see the specification of this reader.
- **Build a reader** - helps customers construct a complete part number, including keyset and configuration; everything needed to place an order. Customers will be able to download a PDF with all specifications of the reader they build to allow for a smooth ordering process.

HID Global Product Configurator: <https://www.hidglobal.com/configure>

What should I know about security keysets?

iCLASS SE® readers and iCLASS® Seos®/iCLASS SE credentials offer two keyset security schemes, HID Elite and Standard.

The **HID Elite Security Program** supports a unique keyset on a per site/company basis.

The keyset governs a variety of keys, including:

- Media (credential) keys for iCLASS SE, SIO®-encoded iCLASS, MIFARE Classic (SIO) and MIFARE DESFire EV1 (SIO) credentials.
- SIO authenticity and privacy keys (media independent).
- Configuration programming keys (for programming reader configuration, also media independent).

When utilizing HID's standard key set for the above keys, all standard keyed credentials work with all standard keyed readers.

Additionally, any Standard Security configuration card configures a Standard Security reader (only accomplished during the first five (5) seconds after reader powers-up). Conversely, when utilizing the HID Elite program, only site/company specific HID Elite credentials and configuration cards work with matching readers.

The **Standard Security Program** provides universal keysets that offer maximized compatibility by keying readers and cards with matching security for use in the general population. This allows for maximized compatibility because readers and cards are not keyed on a per site/company basis but rather all keyed the same. This offers the advantage to the integrator as a standard stock of readers and cards will interoperate for a variety of sites/companies, rather than needing different stocks of readers and cards for each individual site. iCLASS SE readers provide two Standard Security Keysets that offer compatibility with the following credentials:

Standard Security Keyset	Compatibility with these Credentials
Version 1	iCLASS Seos (+ Prox) iCLASS SE (+ Prox) iCLASS SR (+ Prox) iCLASS (+ Prox) MIFARE Classic (+ Prox) MIFARE DESFire EV1 (+ Prox)
Version 2	iCLASS Seos (+ Prox) iCLASS SE (+ Prox) MIFARE Classic (+ Prox) MIFARE DESFire EV1 (+ Prox)

How can I order HID Elite configured readers?

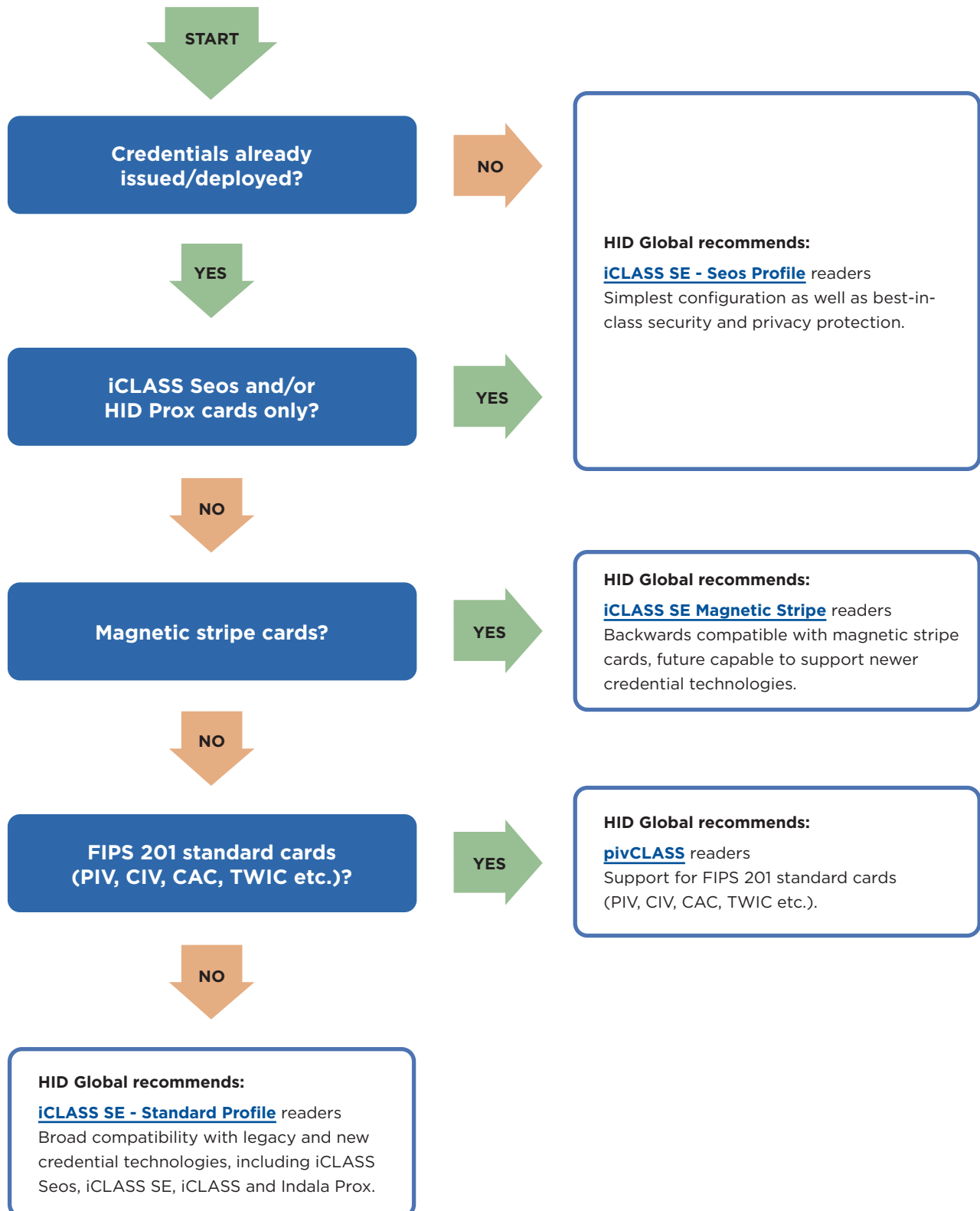
- Direct customers of HID must be authorized to purchase components with HID Elite keys. If you are not authorized, you must have the key owner authorize you through the Authorization form.
- See <http://www.hidglobal.com/services/secure-identity/credential-programs/iclass-elite-and-se-elite>.
- Ensure the HID Elite flag is set in the part number (of readers, credentials and programming cards).
- All Purchase Orders for HID Elite components must be ordered with the HID Elite reference number (starts with ICE or MOB).

How can I check the status of my order?

- To check order status, go to: <https://orderstatus.hidglobal.com/WebOrderStatus/>

Selecting the Right Reader

In order to make sure our customers benefit from the latest and most secure technology, based on their needs and current situation, HID Global offers a reader product guidance. Follow the suggested route below based on your current credential population, to see what reader solution is recommended by HID Global.



iCLASS SE Readers

Note: See *Selecting the Right Reader on page 7* for guidance.

iCLASS SE Reader - Seos Profile with Bluetooth Option





Application: Designed to instill confidence with best-in-class security and privacy protection.

Technologies Supported: iCLASS Seos, HID Prox, and HID Mobile Access Mobile IDs via NFC and/or Bluetooth Smart.



1. Select one option from each of the following sections to construct part number

Reader Model (Select one model)

-  **900 - Model R10** - Designed for door applications requiring a small footprint card reader.
-  **910 - Model R15** - Designed for door applications requiring a mullion style mounting.
-  **920 - Model R40** - Designed for door applications requiring standard wall switch mounting.
-  **921 - Model RK40** - Designed for door applications requiring standard wall switch mounting and keypad input.

125 kHz Credential Support (Select one option)

- N** - No 125 kHz support
- P** - Support for HID Prox

13.56 MHz and Bluetooth credential support (Select one option)

- S** - Supports iCLASS Seos cards, and Mobile IDs via NFC.
- B** - Supports iCLASS Seos cards, and Mobile IDs via NFC and Bluetooth Smart.

Controller Communication

- N** - Wiegand
- P** - OSDP

Wiring Connection (Select one option)

- N** - Pigtail
- T** - Terminal strip

Hardware Revision

- E** - Revision E

Color

- K** - Black

Keypad (Select one option)

- 2** - Standard and Mobile-Ready - supports iCLASS Seos credentials with standard keys. Prepared to support HID Mobile Access, but lacks the personalized configuration to read an organization's specific Mobile IDs. This configuration can be ordered at any time but will require field activation after the organization has completed registration for HID Mobile Access.
- E** - HID Elite and Mobile-Enabled - supports iCLASS Seos credentials and Mobile IDs. Fully activated and personalized to support an organization's specific Mobile IDs. These readers can only be ordered after the organization has completed registration for either HID Elite or HID Mobile Access. If HID Elite reference (ICE) is given at time of order, only iCLASS Seos credentials with HID Elite keys are supported. If Mobile Reference (MOB) is given at time of order, only iCLASS Seos credentials with standard keys are supported.

Configuration Settings

- 0000** - Standard configuration. All iCLASS SE Readers - Seos Profile ship with the following standard configuration:
 - LED normally red, LED flashes green and beeps on card read.
 - Keypad output is 4-bit (if keypad reader).

Non-standard configuration can be applied at time of installation using the configuration card accessories listed on next page.

2. Enter the numbers/letters from the selections above into the table below

The resulting "Final Part Number" is used when ordering readers.

	Reader Model	125 kHz	13.56 MHz	Communication	Wiring	HW Rev	Color	Keypad	Config Setting
Example	920	N	S	N	T	E	K	E	0000
Final Part Number				N		E	K		0000

3. Place an order

To place an order for this product, authorized channel partners may submit a purchase order to HID Global Customer Service.

Contact information is available at: <http://www.hidglobal.com/customer-service>

Need credentials? Credentials supported by this reader model includes (depending on options chosen above):

- [Mobile IDs](#)
- [iCLASS Seos](#)
- [iCLASS Seos + Prox](#)

iCLASS SE Reader - Seos Profile Configuration Cards

Config Card Number	Description
SE-SEOS-2-CRD0	iCLASS SE Seos Profile readers configuration config cards - Standard keys (2) - all cards (21 cards)
SE-SEOS-E-CRD0	iCLASS SE Seos Profile readers configuration config cards - HID Elite keys - all cards (21 cards)
SE-SEOS-2-CRD1	iCLASS SE Seos Profile readers configuration config cards - Standard keys (2) - Seos and prox settings (4 cards) Contains cards used to change the priority setting of iCLASS Seos and Prox technologies
SE-SEOS-2-CRD2	iCLASS SE Seos Profile readers configuration config cards - Standard keys (2) - Panel output settings (3 cards) Contains cards used to change the reader output between Wiegand and OSDP
SE-SEOS-2-CRD3	iCLASS SE Seos Profile readers configuration config cards - Standard keys (2) - Audio visual settings (13 cards) Contains cards used to change behaviour of reader LED and beeper
SE-SEOS-2-CRD4	iCLASS SE Seos Profile readers configuration config cards - Standard keys (2) - keypad format settings (4 cards) Contains cards used to change output settings of keypad reader models
SE-SEOS-E-CRD1	iCLASS SE Seos Profile readers configuration config cards - HID Elite keys - Seos and prox settings (4 cards) Contains cards used to change the priority setting of iCLASS Seos and Prox technologies
SE-SEOS-E-CRD2	iCLASS SE Seos Profile readers configuration config cards - HID Elite keys - Panel output settings (3 cards) Contains cards used to change the reader output between Wiegand and OSDP
SE-SEOS-E-CRD3	iCLASS SE Seos Profile readers configuration config cards - HID Elite keys - Audio visual settings (13 cards) Contains cards used to change behaviour of reader LED and beeper
SE-SEOS-E-CRD4	iCLASS SE Seos Profile readers configuration config cards - HID Elite keys - keypad format settings (4 cards) Contains cards used to change output settings of keypad reader models

Note: The above configuration cards are only intended for use with iCLASS SE Reader - Seos profile.

iCLASS SE Reader - Standard Profile with Bluetooth

Application: Designed to ensure compatibility with legacy credentials and capability to support the future.

Technologies Supported: Wide variety of contactless credentials including HID Mobile Access® Mobile IDs via NFC and/or Bluetooth Smart.



1. Select one option from each of the following sections

Reader Model (Select one model)



900 - Model R10 - Designed for door applications requiring a small footprint card reader.



910 - Model R15 - Designed for door applications requiring a mullion style mounting.



920 - Model R40 - Designed for door applications requiring standard wall switch mounting.



921 - Model RK40 - Designed for door applications requiring standard wall switch mounting and keypad input.

125 kHz Credential Support (Select one option)

- N** - No 125 kHz support
- P** - Support for HID Prox, AWID and EM4102 (32 bits)

13.56 MHz and Bluetooth Credential Support

- M** - Support for HID Mobile Access Mobiles IDs via NFC and Bluetooth Smart - reader equipped with Bluetooth Smart module. Also supports iCLASS Seos, iCLASS SE, iCLASS SR, iCLASS, MIFARE Classic (SIO), MIFARE DESFire EV1 (SIO) and ISO 14443 UID.

Controller Communication (Select one option)

- N** - Wiegand
- C** - Clock & Data
- P** - OSDP

Wiring Connection (Select one option)

- N** - Pigtail
- T** - Terminal strip

Hardware Revision

- E** - Revision E

Color

- K** - Black

Keypad (Select one option)

- M** - Mobile-Ready: Prepared to support HID Mobile Access, but lacks the personalized configuration to read an organization's specific Mobile IDs. This configuration can be ordered at any time but will require field activation after the organization has completed registration for HID Mobile Access.
- E** - Mobile-Enabled: Fully activated and personalized to support an organization's specific Mobile IDs. These readers can only be ordered after the organization has completed registration for either HID Elite or HID Mobile Access. If HID Elite reference (ICE) is given at time of order, only iCLASS Seos credentials with HID Elite keys are supported. If Mobile Reference (MOB) is given at time of order, only iCLASS Seos credentials with standard keys are supported.

Configuration Setting (Select one option)

Standard configuration: All iCLASS SE Readers - Standard Profile with Bluetooth Smart ship with the following features.

- Controller Communication = N - Wiegand, or P - OSDP
- LED normally red, LED flashes green and beeps on card read
- Keypad output is 4-bit (if keypad reader)

This configuration is represented by the following standard configuration setting extensions listed.

Communication	125 kHz Support	Keypad Reader	Extension
N - Wiegand	N - No	No	<input type="checkbox"/> A001
		Yes	<input type="checkbox"/> A002
	P - Yes	No	<input type="checkbox"/> A003
		Yes	<input type="checkbox"/> A004
P - OSDP	N - No	No	<input type="checkbox"/> A005
		Yes	<input type="checkbox"/> A006
	P - Yes	No	<input type="checkbox"/> A007
		Yes	<input type="checkbox"/> A008

ANY other option selected (including Clock & Data communication) requires a Non-Standard configuration EXTENSION. To determine configuration options, use the **Select** tab on the iCLASS SE Configuration Guide spreadsheet at the following link: www.hidglobal.com/node/19914. Your HID Global Support or Sales representative can help you determine your final configuration.

2. Enter the numbers/letters from the previous selections into the following table

The resulting "Final Part Number" is used when ordering readers.

	Reader Model	125 kHz	13.56 MHz	Communication	Wiring	HW Rev	Color	Keypad	Config Setting
Example	920	N	M	N	T	E	K	M	A001
Final Part Number			M			E	K		

3. Place an order

To place an order for this product, authorized channel partners may submit a purchase order to HID Global Customer Service.

Contact information is available at: <http://www.hidglobal.com/customer-service>

Need credentials? Credentials supported by this reader model includes (depending on options chosen above):

- [Mobile IDs](#)
- [iCLASS Seos](#)
- [iCLASS](#)
- [iCLASS SE](#)
- [MIFARE DESFire EV1](#)
- [MIFARE Classic](#)

PLEASE CONTACT US:
info@smartcardamerica.com
www.SmartCardAmerica.com

iCLASS SE Reader - Biometric

Application: Designed to ensure compatibility with legacy credentials and capability to support the future.

Technologies Supported: Wide variety of contactless credentials including iClass Seos, iClass SE and iClass. Also supports OSDP, Wiegand and GPIO.

1. Select one option from each of the following sections

Reader Model (Select one model)



RB25F - Designed for door applications requiring a small footprint card reader.

Wiring Connection

N - Pigtail

Color

K - Black

Keypad

00 - Standard (Non Elite)

01 - Elite (Your Elite Key / MOB Key will need to be provided)

2. Enter the numbers/letters from the previous selections into the following table

The resulting "Final Part Number" is used when ordering reader.

	Reader Model	Wiring	Color	Keypad	
Final Part Number (Standard)	RB25F	N	K	-00-	0000-0000
Final Part Number (Elite)	RB25F	N	K	-01-	0000-0000

3. Place an order

To place an order for this product, authorized channel partners may submit a purchase order to HID Global Customer Service.

Contact information is available at: <http://www.hidglobal.com/customer-service>

Need credentials? Credentials supported by this reader model includes (depending on options chosen above):

- [Mobile IDs](#)
- [iCLASS Seos](#)
- [iCLASS](#)
- [iCLASS SE](#)
- [MIFARE DESFire EV1](#)
- [MIFARE Classic](#)

iCLASS SE Reader - Standard Profile

Application: Designed to ensure compatibility with legacy credentials and capability to support the future.

Technologies Supported: Wide variety of contactless credentials including HID Mobile Access Mobile IDs via NFC.



1. Select one from each of the following sections

Reader Model (Select one model)



900 - Model R10 - Designed for door applications requiring a small footprint card reader.



921 - Model RK40 - Designed for door applications requiring standard wall switch mounting. Supports keypad input.



910 - Model R15 - Designed for door applications requiring a mullion style mounting.



940 - Model R90 - Designed for vehicle access applications requiring extended read range.



920 - Model R40 - Designed for door applications requiring standard wall switch mounting.



95A - Décor model - Designed for door applications requiring low profile EU square wall switch mounting.

125 kHz Credential Support (Select one option)

- N** - None
- P** - Supports HID Prox, AWID and EM4102 (32 bits). Not available on models 940 or 95A.
- L** - Supports Indala Prox, please make sure to provide needed format at time of order. Not available on models 929, 940 or 95A. Not available with OSDP communication and/or Custom Programming or Transit.

13.56 MHz Credential Support (Select one option)

	iCLASS Seos	iCLASS SE	iCLASS SR	iCLASS	MIFARE Classic (SIO)	MIFARE DESFire EV1 (SIO)	Mobile IDs via NFC	Mobile IDs via Bluetooth Smart	ISO14443 UID	MIFARE Classic (Custom data)	MIFARE DESFire EV1 (Custom data)	FeliCa IDm	CEPAS CAN or UID
<input type="checkbox"/> N - High security	●	●	●	-	●	●	●	-	-	-	-	-	-
<input type="checkbox"/> T - Maximum compatibility	●	●	●	●	●	●	●	-	●	-	-	-	-
<input type="checkbox"/> R - FeliCa and CEPAS ¹	●	●	●	●	●	●	●	-	●	-	-	●	●
<input type="checkbox"/> W - Custom programming ²	○	○	○	○	○	○	○	-	○	●	●	-	-

● Supported ○ Optionally supported - Not supported

¹Not available on model 940.

²Consult your regional technical support representative for specific configurations.

Controller Communication (Select one option)

- N** - Wiegand
- C** - Clock & Data
- P** - OSDP

Wiring Connection (Select one option)

- N** - Pigtail (Not available on models 929, 940 or 95A)
- T** - Terminal strip

Hardware Revision

- E** - Revision E

Color (Select one option)

- K** - Black
- W** - White. Only available on 95A model.
- G** - Gray. Only available on 95A model.

Keypad (Select one option)

- 0** - Standard v1 - Supports credentials with default HID keys, including iCLASS and iCLASS SR.
- 2** - Standard v2 - Supports credentials with default HID keys, not including iCLASS and iCLASS SR.
- E** - HID Elite - Supports credentials with HID Elite keys, including iCLASS and iCLASS SR, and/or Mobile IDs. Key reference (ICE or MOB) required at time of order.

Configuration Setting

- 0000** - Standard configuration (not available on 929):
 - 125 kHz Credential Support = N - None or P - Supports HID Prox, AWID and EM4102 (32 bits)
 - 13.56 MHz Credential Support = T - Maximum Compatibility
 - Controller Communication = N - Wiegand
 - Keypad = 0 - Standard v1 or E - HID Elite
 - LED normally red, LED flashes green and beeps on card read
 - Keypad output is 4-bit (if keypad reader)
- xxxx** - Non-Standard configuration: ANY other options selected above requires a Non-Standard 4 digit extension. To order non-standard configuration options, use the Select tab on the iCLASS SE Configuration spreadsheet at the following link www.hidglobal.com/node/19914. Your HID Global Support or Sales representative can help you determine your final configuration.

2. Enter the numbers/letters from the selections above into the following table

The resulting "Final Part Number" is used when ordering reader.

Reader Model		125 kHz	13.56 MHz	Communication	Wiring	HW Rev	Color	Keypad	Config Setting
Example	920	N	T	N	T	E	K	0	0000
Final Part Number						E			

3. Place an order

To place an order for this product, authorized channel partners may submit a purchase order to HID Global Customer Service.

Contact information is available at: www.hidglobal.com/customer-service

Need credentials? Credentials supported by this reader model include the following, depending on options chosen above:

- [Mobile IDs](#)
- [iCLASS Seos](#)
- [iCLASS](#)
- [iCLASS SE](#)
- [MIFARE DESFire EV1](#)
- [MIFARE Classic](#)

iCLASS SE Express Reader

Application: Designed for mullion mount installations, Wiegand and pigtail compatibility.

Technologies Supported: iCLASS Seos, ISO14443 UID and HID Mobile Access Mobile IDs via NFC and/or Bluetooth Smart.



1. Select one option from each of the following sections to construct part number

Reader Model (Select one model)



- 900 - Model R10** - Designed for door applications requiring a small footprint card reader.

125 kHz Credential Support

- N** - No 125 kHz support

13.56 MHz and Bluetooth credential support (Select one option)

- S** - Supports iCLASS Seos cards, and Mobile IDs via NFC.
- B** - Supports iCLASS Seos cards, and Mobile IDs via NFC and Bluetooth Smart.
- C** - Supports iCLASS Seos cards, Mobile IDs via NFC and ISO14443 UID.
- D** - Supports iCLASS Seos cards, Mobile IDs via NFC and Bluetooth Smart and ISO14443 UID.

Controller Communication

- N** - Wiegand

Wiring Connection

- N** - Pigtail

Hardware Revision

- F** - Revision F

Color

- K** - Black

Keypad (Select one option)

- 2** - Standard and Mobile-Ready - supports iCLASS Seos credentials with standard keys. Prepared to support HID Mobile Access, but lacks the personalized configuration to read an organization's specific Mobile IDs. This configuration can be ordered at any time but will require field activation after the organization has completed registration for HID Mobile Access.
- E** - HID Elite and Mobile-Enabled - supports iCLASS Seos credentials and Mobile IDs. Fully activated and personalized to support an organization's specific Mobile IDs. These readers can only be ordered after the organization has completed registration for either HID Elite or HID Mobile Access. If HID Elite reference (ICE) is given at time of order, only iCLASS Seos credentials with HID Elite keys are supported. If Mobile Reference (MOB) is given at time of order, only iCLASS Seos credentials with standard keys are supported.

Configuration Settings

- 0000** - Standard configuration. All iCLASS SE Express Readers ship with the following standard configuration:
 - LED normally red, LED flashes green and beeps on card read.

Non-standard configuration can be applied at time of installation using the HID Reader Manager mobile application available in the Apple App Store and Google play store.

- xxxx** - Non-Standard configuration: ANY other options selected above requires a non-standard 4 digit extension. To order non-standard configuration options, use the Build a new reader option on the HID Global Product Configurator website located at <https://www.hidglobal.com/configure>. Your HID Global Support or Sales representative can help you determine your final configuration.

2. Enter the numbers/letters from the selections above into the table below

The resulting "Final Part Number" is used when ordering reader.

	Reader Model	125 kHz	13.56 MHz	Communication	Wiring	HW Rev	Color	Keypad	Config Setting
Example	900	N	S	N	N	F	K	2	0000
Final Part Number	900	N		N	N	F	K		0000

3. Place an order

To place an order for this product, authorized channel partners may submit a purchase order to HID Global Customer Service.

Contact information is available at: <http://www.hidglobal.com/customer-service>

Need credentials? Credentials supported by this reader model includes (depending on options chosen above):

- [Mobile IDs](#)
- [iCLASS Seos](#)
- [iCLASS Seos + Prox](#)

iCLASS SE Biometric Reader - Wiegand or OSDP

Application: Designed for door applications requiring multi-factor authentication including biometric.

Technologies Supported: iCLASS Seos 8kB and iCLASS 16kb-32kb credentials.

1. Select one option from each section below

Reader Model (Select one model)



928 - Model RKL40 - Designed for door applications requiring multi-factor authentication including biometric. Featuring an LCD display, biometric sensor and keypad.

125 kHz Credential Support

N - No 125 kHz support

13.56 MHz credential support (Select one option)

S - Supports biometric template on iCLASS Seos credentials

F - Supports biometric template on iCLASS Seos, iCLASS SR and iCLASS credentials

Controller Communication (Select one option)

N - Wiegand

C - Clock & Data

P - OSDP - **Coming soon, contact your HID Sales Representative**

Controller Connection

T - Terminal strip

Hardware Revision

E - Revision E

Color

K - Black

iCLASS Support/Keypad (Select one option)

0 - Standard v1 - Supports iCLASS Seos, iCLASS SR and iCLASS credentials with default HID keys.

2 - Standard v2 - Supports iCLASS Seos credentials with default HID keys.

E - HID Elite - Supports iCLASS Seos, iCLASS SR and iCLASS credentials with HID Elite keys. Key reference (ICE or MOB) required at time of order.

Configuration Setting

Standard configuration iCLASS SE Biometric ship with the following features

- Controller Communication = N - Wiegand or P - OSDP.
- 13.56 MHz Credential Support = S - iCLASS Seos or F - iCLASS Seos, iCLASS SR and iCLASS.
- LED normally red, LED flashes green and beeps on card read.
- Controller PIN verification with Keypad output 4-bit (local PIN verification is a non-standard configuration).

These configuration options are represented by the following standard configuration setting extensions listed.

Controller Communication	13.56 MHz Credential Support	Extension
N - Wiegand	S - iCLASS Seos	<input type="checkbox"/> 00TG
	F - iCLASS Seos, iCLASS SR and iCLASS	<input type="checkbox"/> 00TE
P - OSDP	S - iCLASS Seos	<input type="checkbox"/> 00TH
	F - iCLASS Seos, iCLASS SR and iCLASS	<input type="checkbox"/> 00TF

ANY other option selected (including Clock & Data communication) requires a Non-Standard configuration EXTENSION. To determine configuration options, use the Select tab on the iCLASS SE Configuration Guide spreadsheet at the following link: www.hidglobal.com/node/19914. Your HID Global Support or Sales representative can help you determine your final configuration.

2. Enter the numbers/letters from the selections above into the table below

The resulting "Final Part Number" is used when ordering reader.

	Reader Model	125 kHz	13.56 MHz	Communication	Wiring	HW Rev	Color	Keypad	Config Setting
Example	928	N	F	N	T	E	K	O	XXXX
Final Part Number	928				T	E	K		

3. Place an order

To place an order for this product, authorized channel partners may submit a purchase order to HID Global Customer Service.

Contact information is available at: <http://www.hidglobal.com/customer-service>

Need credentials? Credentials supported by this reader model includes (depending on options chosen above):

- [Mobile IDs](#)
- [iCLASS Seos](#)
- [iCLASS](#)
- [iCLASS SE](#)
- [MIFARE DESFire EV1](#)
- [MIFARE Classic](#)

iCLASS SE Reader - Magnetic Stripe

Application: Designed to ensure compatibility with legacy credentials and capability to support the future.

Technologies Supported: Magnetic stripe cards and a wide variety of contactless credentials including HID Mobile Access Mobile IDs via NFC.



1. Select one option from each of the following sections

Reader Model (Select one model)



922 - Model RM40 - Designed for door applications requiring standard wall switch mounting.



925 - Model RMK40 - Designed for door applications requiring standard wall switch mounting. Supports keypad input.

125 kHz Credential Support (Select one option)

- N** - No 125 kHz support
- P** - Support for HID Prox, AWID and EM4102 (32 bit)

13.56 MHz Credential Support (Select one option)

	iCLASS Seos	iCLASS SE	iCLASS SR	iCLASS	MIFARE Classic (SIO)	MIFARE DESFire EV1 (SIO)	Mobile IDs via NFC	Mobile IDs via Bluetooth Smart	ISO14443 UID	MIFARE Classic (Custom data)	MIFARE DESFire EV1 (Custom data)
<input type="checkbox"/> T - Maximum compatibility	●	●	●	●	●	●	●	-	●	-	-
<input type="checkbox"/> N - High security Wiegand	●	●	●	-	●	●	●	-	-	-	-
<input type="checkbox"/> W - Custom programming*	○	○	○	○	○	○	○	-	○	●	●

● Supported ○ Optionally supported - Not supported

*Consult your regional technical support representative for specific configurations.

Controller Communication (Select one option)

- N** - Wiegand
- C** - Clock & Data
- P** - OSDP

Wiring Connection (Select one option)

- N** - Pigtail
- T** - Terminal strip

Hardware Revision

- E** - Revision E

Color

- K** - Black

iCLASS Support/Keypad (Select one option)

- 0** - Standard v1 - Reads credentials with default HID keys including standard iCLASS and/or iCLASS SR.
- 2** - Standard v2 - Reads credentials with default HID keys not including standard iCLASS and/or iCLASS SR.
- E** - HID Elite - Reads credentials with HID Elite keys, including iCLASS and iCLASS SR, and/or Mobile IDs. Key reference (ICE or MOB) required at time of order.

Configuration Settings

To determine configuration options, use the **Select** tab on the iCLASS SE Configuration Guide spreadsheet at the following link: www.hidglobal.com/node/19914. Your HID Global Support or Sales representative can help you determine your final configuration.

2. Enter the numbers/letters from the selections above into the table below

The resulting "Final Part Number" is used when ordering reader.

Reader Model		125 kHz	13.56 MHz	Communication	Wiring	HW Rev	Color	Keypad	Config Setting
Example	922	N	N	N	T	E	K	2	XXXX
Final Part Number						E	K		

3. Place an order

To place an order for this product, authorized channel partners may submit a purchase order to HID Global Customer Service.

Contact information is available at: www.hidglobal.com/customer-service.

Need credentials? Credentials supported by this reader model include (depending on options chosen above):

- [Mobile IDs](#)
- [iCLASS Seos](#)
- [iCLASS](#)
- [iCLASS SE](#)
- [HID Prox](#)
- [MIFARE DESFire EV1](#)
- [MIFARE Classic](#)

pivCLASS Reader - FIPS 201 Strong Authentication

Application: Designed for applications that leverage the pivCLASS® Authentication Module (PAM) to validate FIPS 201 credential certificates for the highest level of security.

Technologies Supported: FIPS 201 credentials such as PIV, CIV, TWIC, CAC, and FRAC, and a wide variety of other contactless credentials.



1. Select one option from each section below

Reader Model (Select one model)



900 - Model R10 - Designed for door applications requiring a small footprint card reader.



923 - Model RKCL40 - Designed for door applications requiring standard wall switch mounting. Featuring a contact slot, LCD display, and **keypad**.



920 - Model R40 - Designed for door applications requiring standard wall switch mounting.



924 - Model RKCLB40 - Designed for door applications requiring standard wall switch mounting. Featuring a contact slot, LCD display, biometric sensor, and **keypad**.



921 - Model RK40 - Designed for door applications requiring standard wall switch mounting. Supports keypad input.

125 kHz Credential Support (Select one option)

- N** - No 125 kHz support
- P** - Support for HID Prox, AWID and EM4102 (32 bit) (not available on model RKCLB40)

13.56 MHz credential support (Select one option)

- H** - Contactless. Supports PKI-Based FIPS 201 Credentials including PIV, PIV-I, CIV, CAC, TWIC and FRAC. This option is only available for models R10, R40 and RK40.
- P** - Contactless + Contact. Supports PKI-Based FIPS 201 Credentials including PIV, PIV-I, CIV, CAC, TWIC and FRAC. FIPS 201 type cards can be read using either the contact or contactless card interface (RKCL40). This option is only available for models RKCL40, and RKCLB40.

Controller Communication (Select one option)

- R** - RS485 FDX. Full duplex is required when connecting a pivCLASS reader to a PAM.
- P** - RS485 HDX OSDP. Half duplex connection requires a connection with an OSDP-compliant strong authentication controller infrastructure. Only available with RKCL40.

Controller Connection (Select one option)

- N** - Pigtail
- T** - Terminal strip

Hardware Revision

- E** - Revision E

Color

- K** - Black

Keypad (Select one option)

- O** - Standard v1 - Reads credentials with default HID keys including standard iCLASS and/or iCLASS SR.
- E** - HID Elite - Reads credentials with HID Elite keys, including iCLASS and iCLASS SR, and/or Mobile IDs. Key reference (ICE or MOB) required at time of order.

Configuration Setting (Select one option)

Configuration setting extension for these reader models depends on the model and 125 kHz support chosen above, select from list below:

Reader Model	125 kHz Support	Extension
R10/R40	N - No	<input type="checkbox"/> 032Y
	P - Yes	<input type="checkbox"/> 0007
RK40	N - No	<input type="checkbox"/> 033A
	P - Yes	<input type="checkbox"/> 033B
RKCL40	N - No	<input type="checkbox"/> 032V
	P - Yes	<input type="checkbox"/> 0008
RKCLB40	N - No	<input type="checkbox"/> 0504

2. Enter the numbers/letters from the selections above into the table below

The resulting "Final Part Number" is used when ordering reader.

Reader Model		125 kHz	13.56 MHz	Communication	Wiring	HW Rev	Color	Keypad	Config Setting
Example	900	N	H	R	T	E	K	0	032Y
Final Part Number				R		E	K		

3. Place an order

To place an order for this product, authorized channel partners may submit a purchase order to HID Global Customer Service.

Contact information is available at: www.hidglobal.com/customer-service.

Need credentials? Credentials supported by this reader model includes (depending on options chosen above):

- [iCLASS Seos](#)
- [iCLASS SE](#)
- [iCLASS](#)
- [HID Prox](#)
- [MIFARE DESFire EV1](#)
- [MIFARE Classic](#)

pivCLASS Reader - Wiegand or OSDP

Application: Designed to support FIPS 201 credentials and communicate to traditional intelligent controller using Wiegand or OSDP protocol.

Technologies Supported: FIPS 201 credentials such as PIV, CIV, TWIC, CAC, and FRAC and a wide variety of contactless credentials.

1. Select one option from each section below

Reader Model (Select one model)



900 - Model R10 - Designed for door applications requiring a small footprint card reader



920 - Model R40 - Designed for door applications requiring standard wall switch mounting.



921 - Model RK40 - Designed for door applications requiring standard wall switch mounting.



923 - RKCL40 - Combination, contact plus contactless reader with keypad and LCD.

125 kHz Credential Support (Select one option)

- N** - No 125 kHz support
 P - Support for HID Prox, AWID and EM4102 (32 bit)

13.56 MHz credential support (Select one option)

- H** - Contactless. Supports PKI-Based FIPS 201 Credentials including PIV, PIV-I, CIV, CAC, TWIC and FRAC. This option is only available for models R10, R40 and RK40.
 P - Contactless + Contact. Supports PKI-Based FIPS 201 Credentials including PIV, PIV-I, CIV, CAC, TWIC and FRAC. FIPS 201 typecards can be read using either the contact or contactless card interface. This option is only available for model RKCL40.

Controller Communication (Select one option)

- R** - Wiegand; Configurable to support RS-485 full duplex for communication with pivCLASS Authentication Module (PAM).
 P - Wiegand or OSDP via RS-485 half duplex; selectable through configuration. Not available for model with RKCL40.

Controller Connection (Select one option)

- N** - Pigtail
 T - Terminal strip

Hardware Revision

- E** - Revision E

Color

- K** - Black

iCLASS Support/Keypad (Select one option)

- O** - Standard v1 - Reads credentials with default HID keys including standard iCLASS and/or iCLASS SR.
 E - HID Elite - Reads credentials with HID Elite keys, including iCLASS and iCLASS SR, and/or Mobile IDs. Key reference (ICE or MOB) required at time of order.

Configuration Setting

Obtaining individual pivCLASS reader configuration settings requires the use of the online [Configuration Guide](#).

2. Enter the numbers/letters from the selections above into the table below

The resulting "Final Part Number" is used when ordering reader.

Reader Model	125 kHz	13.56 MHz	Communication	Wiring	HW Rev	Color	Keypad	Config Setting	
Example	900	N	H	R	T	E	K	O	XXXX
Final Part Number				R		E	K		

3. Place an order

To place an order for this product, authorized channel partners may submit a purchase order to HID Global Customer Service.

Contact information is available at: <http://www.hidglobal.com/customer-service>

Need credentials? This reader could support (depending on options chosen above) the following credentials:

- [iCLASS Seos](#)
- [iCLASS](#)
- [iCLASS SE](#)
- [HID Prox](#)
- [MIFARE DESFire EV1](#)
- [MIFARE Classic](#)

iCLASS SE U90 - UHF Long Range Reader

Application: Designed for vehicle access control installations which require long range authentication and high throughput.

Technologies Supported: Ultra High Frequency (UHF) EPC GEN 2.

1. Select one option from each section below to construct part number

Reader Model (Select one model)



RDRSEU90 - Model U90® - Contactless Smart Card Long Range Reader: Surface or Pole Mount.

Antenna Code (Select one option, see table below)

8

9

Country	Operating Frequency	Antenna Code
Argentina	902 - 928 MHz	9
Austria	865 - 868 MHz	8
Australia	915 - 928 MHz	9
Belgium	865 - 868 MHz	8
Brazil	902 - 928 MHz	9
Bulgaria	865 - 868 MHz	8
Canada	902 - 928 MHz	9
China	921 - 924 MHz	9
Columbia	902 - 928 MHz	9
Croatia	865 - 868 MHz	8
Cyprus	865 - 868 MHz	8
Czech Republic	865 - 868 MHz	8
Denmark	865 - 868 MHz	8

Country	Operating Frequency	Antenna Code
Estonia	865 - 868 MHz	8
Finland	865 - 868 MHz	8
France	865 - 868 MHz	8
Germany	865 - 868 MHz	8
Greece	865 - 868 MHz	8
Hungary	865 - 868 MHz	8
India	865 - 867 MHz	8
Ireland	865 - 868 MHz	8
Italy	865 - 868 MHz	8
Latvia	865 - 868 MHz	8
Lithuania	865 - 868 MHz	8
Luxembourg	865 - 868 MHz	8
Malta	865 - 868 MHz	8

Country	Operating Frequency	Antenna Code
Mexico	902 - 928 MHz	9
Netherlands	865 - 868 MHz	8
New Zealand	921.5 - 928 MHz	9
Poland	865 - 868 MHz	8
Portugal	865 - 868 MHz	8
Romania	865 - 868 MHz	8
Slovakia	865 - 868 MHz	8
Slovenia	865 - 868 MHz	8
Spain	865 - 868 MHz	8
Sweden	865 - 868 MHz	8
United Arab Emirates	865 - 868 MHz	8
United Kingdom	865 - 868 MHz	8
United States	902 - 928 MHz	9

Color

K - Black

Keypad (Select one option)

NOTE: Keypad is factory-configured only and cannot be configured in the field, via web interface or configuration cards.

0 - Standard Keypad

E - HID Elite keypad - reads only HID Elite credentials with corresponding keypad. Line item on PO requires ICE reference number.

2. Enter the numbers/letters from the selections above into the table below

The resulting "Final Part Number" is used when ordering reader.

Product Class	Product Sub Class	Base Reader	Antenna Code	Color	Keypad	Configuration Setting	
Example	RDR	SE	U90	8	K	0	0000
Final Part Number	RDR	SE	U90	K			0000

3. Place an order

To place an order for this product, authorized channel partners may submit a purchase order to HID Global Customer Service.

Contact information is available at: <http://www.hidglobal.com/customer-service>.

Need credentials? This reader supports the following credentials:

- [UHF cards](#)
- [UHF + iCLASS cards](#)

iCLASS SE Reader Accessories

Configuration Cards

Use these cards for customer reader configuration. Readers may be reconfigured to a target configuration by applying the correct target configuration. Use the following link to access the iCLASS SE Configuration Worksheet www.hidglobal.com/node/19914 to determine the exact configuration required. Apply changes to the reader security using programming cards. Contact HID Technical Support (www.hidglobal.com/support) to ensure selecting the proper settings.

Description	Part Number		
	Base Part No.	HID Elite (E) or Standard Security (O or 2)	Configuration Settings ¹
Reader Configuration Cards	SEC9X-CRD-	E = HID Elite Key ² O = Standard-1 key or standard-2 key ²	-XXXX = Specific configuration
Reconfigure reader to factory configuration settings (does not reconfigure reader admin or credential keys)			-0000 = Factory configuration (Rx models) -0001 = Factory configuration (RPx models) -0002 = Factory configuration (RKx models) -0003 = Factory configuration (RPKx models)
HID Elite Upgrade Cards³ Setup iCLASS SE or multiCLASS[®] SE readers for HID Elite credential keys or Reader admin keys	SEC9X-CRD-	E = HID Elite Key ⁴	-P000 = HID Elite reader admin keys
		E = HID Elite Key ²	-P001 = HID Elite credential keys
HID Elite Downgrade Cards³ Setup iCLASS SE or multiCLASS SE readers for standard credential keys or reader admin keys	SEC9X-CRD-	E = HID Elite Key ²	-P002 = Standard reader admin keys
		O = Standard-1 key or standard-2 key	-P003 = Standard-1 credential keys -P004 = Standard-2 credential keys

¹Configuration Settings

All standard readers ship with the following features - 13.56 MHz interpreter “T” enabled, Wiegand “N” enabled, and Standard-1 “O” security keys enabled. ANY other option selected requires a specific configuration EXTENSION. To order non-standard configuration options, use the following link to access the iCLASS SE Configuration Worksheet <https://www.hidglobal.com/node/19914>. Your HID Global Support or Sales representative can help you determine your final configuration.

Standard configuration includes: LED normally Red + Reader beeps / flashes LED green on card read + Intelligent Power Management = Off + Keypad Output is 4-bit (if keypad reader)

Note: Reader configuration cards change settings in an additive fashion. Configuration card settings only overwrite old settings for the options selected. Reader settings that have not been selected for the configuration retain their original values. To reset reader settings to factory defaults, use a factory default configuration card first, then apply the new configuration with the provided reader configuration card.

²Keys

Specify HID Elite “E” or Standard-1/Standard-2 “O” based upon keys ALREADY LOADED in the reader that needs to be configured.

³HID Elite Upgrade and Downgrade Cards

Reader admin keys and reader credential keys must both be changed to upgrade or downgrade to or from Elite. A separate card is required for reader admin keys and reader credential keys. A Reader Configuration Card with specific configuration extension SEC9X-O/E-XXXX or SEC9X-O/E-XXX(0, 1, 2, 3) is also be required to modify configuration options other than Elite keys, for example modification of 125 kHz or 13.56 MHz interpreters.

⁴Keys

Specify HID Elite “E” based upon HID Elite keys TO BE LOADED in the reader that needs to be configured.

Accessories

The following provides accessories that can be ordered separately for your iCLASS SE and multiCLASS SE readers.

Part Number	Description
Mounting Plates, Spacers, Screws and Accessory Kits	
MDP-00354	R10 / RP10 (or equivalent sized model) Mini Mullion Reader Mounting Plate, Black
6309-103-01	R15 / RP15 (or equivalent sized model) Mullion Reader Mounting Plate, Black
6403-109-01	R40 / RP40 (or equivalent sized model) Wall Switch Reader Mounting Plate, Black
6094-101-01	RK40 / RPK40 (or equivalent sized model) Wall Switch Keypad Reader Mounting Plate, Black
6132AKB	R10 / RP10 (or equivalent sized model) Reader Spacer, 12.7mm (0.5 in), Black
6132AKC	R15 / RP15 (or equivalent sized model) Reader Spacer, 12.7mm (0.5 in), Black
6132AKT	R40 / RP40 (or equivalent sized model) Reader Spacer, 12.7mm (0.5 in), Black
6132AKU	RK40 / RPK40 (or equivalent sized model) Reader Spacer, 12.7mm (0.5 in), Black
6132AKE	R40 / RP40 (or equivalent sized model) Reader Spacer, 25.4mm (1.0 in), Black
6132AK	RK40 / RPK40 (or equivalent sized model) Reader Spacer, 25.4mm (1.0 in), Black
6132AKR	RM40 / RMK40 (or equivalent sized model) Reader Spacer, Angled, Black
6132AKP	RM40 / RMK40 (or equivalent sized model) Reader Spacer, 25.4mm (1.0 in), Black
6715-305-01	R95A Reader, Cover Assembly, Décor, Euro, White
6715-305-04	R95A Reader, Cover Assembly, Décor, Euro, Black
MDP-00038	R95A Reader, Cover Assembly, Décor, Euro, Grey
400-2D71-06	High Security Screw, Spanner
6706-303-03	Pigtail Accessory Kit (includes terminal blocks, screws, and installation guide)
6706-303-04	Terminal Reader Accessory Kit (includes terminal blocks, screws, and installation guide)
MDP-01033	multiCLASS SE Mag Stripe RM40 mounting plate replacement kit
MDP-01034	multiCLASS SE Mag Stripe RMK40 mounting plate replacement kit
MDP-01035	multiCLASS SE Mag Stripe RM40/RMK40 magnetic head replacement kit
6132AKB-M	R10 / RP10 BLE Reader Spacer, 12.7mm (0.5 in), Metallic Insert, Black
6132AKC-M	R15 / RP15 BLE Reader Spacer, 12.7mm (0.5 in), Metallic Insert, Black
6132AKT-M	R40 / RP40 BLE Reader Spacer, 12.7mm (0.5 in), Metallic Insert, Black
6132AKE-M	R40 / RP40 BLE Reader Spacer, 25.4mm (1.0 in), Metallic Insert, Black
6132AKU-M	RK40 / RPK40 BLE Reader Spacer, 12.7mm (0.5 in), Metallic Insert, Black
MME-00118	R10 / RP10 BLE Reader Metallic Insert with Adhesive (order in conjunction with spacer or mounting plate)
MME-00119	R15 / RP15 BLE Reader Metallic Insert with Adhesive (order in conjunction with spacer or mounting plate)
MME-00121	R40 / RP40 BLE Reader Metallic Insert with Adhesive (order in conjunction with spacer or mounting plate)
MME-00122	RK40 / RPK40 BLE Reader Metallic Insert with Adhesive (order in conjunction with spacer or mounting plate)

IP65 Upgrade Kit

For upgrading iCLASS SE Readers to IP65 Ingress Protection in the Field IP65 Kit Description (10) Pieces Per Kit	Part Number
IP65 Gasket Kit, (10) pcs per kit. For use with model R10	IP65GSKT-R10
IP65 Gasket Kit, (10) pcs per kit. For use with model R15	IP65GSKT-R15
IP65 Gasket Kit, (10) pcs per kit. For use with model R40	IP65GSKT-R40
IP65 Gasket Kit, (10) pcs per kit. For use with model RK40	IP65GSKT-RK40






UHF Credential Card Holder

For correct placement and attachment of UHF Credentials to inside of car windshield	Part Number
Windshield Mount, suction cup, adhesive for ID 1 style credential, Blue (Qty 10)	WSHLDMT-BLU
Windshield Mount, suction cup, adhesive for ID 1 style credential, Clear (Qty 10)	WSHLDMT-CLR
Windshield Mount, suction cup, adhesive for ID 1 style credential, White (Qty 10)	WSHLDMT-WHT
Windshield Mount, suction cup, adhesive for ID 1 style credential, Blue (Qty 250)	WSHLDMT-BLU-BULK
Windshield Mount, suction cup, adhesive for ID 1 style credential, Clear (Qty 250)	WSHLDMT-CLR-BULK
Windshield Mount, suction cup, adhesive for ID 1 style credential, White (Qty 250)	WSHLDMT-WHT-BULK
Suction Cups for WSHLDMT - Kit contains (200) cups	WSHLDMT-CUPS
Double sided tape for WSHLDMT - Kit contains (200) pieces	WSHLDMT-TAPE

iCLASS SE and multiCLASS SE Bluetooth and OSDP Upgrade Kit

For upgrading select iCLASS SE and multiCLASS SE Reader models to support Bluetooth and/or OSDP For detailed reader compatibility requirements, see https://www.hidglobal.com/reader-manager-system-requirements	Part Number
Reader Module and Metallic Backplate Sticker to upgrade 1 Reader. For use with iCLASS SE Reader model R10 or RP10	BLEOSDP-UPG-A-900
Reader Module and Metallic Backplate Sticker to upgrade 1 Reader. For use with iCLASS SE Reader model R15 or RP15	BLEOSDP-UPG-A-910
Reader Module and Metallic Backplate Sticker to upgrade 1 Reader. For use with iCLASS SE Reader model R40 or RP40	BLEOSDP-UPG-A-920
Reader Module and Metallic Backplate Sticker to upgrade 1 Reader. For use with iCLASS SE Reader model RK40 or RPK40	BLEOSDP-UPG-A-921

EDGE Reader - Edge EVO Solo

Edge EVO® Solo Model and Description	Image	Base Part	Rev	Color	Hardware Configuration	Additional Configuration
ESH400-K Standard Controller Single door, IP-based controller for single-door solo-based system. Single physical package. Door inputs/outputs are 4 external inputs, 2 outputs; on-board optical tamper (standard mount). One Wiegand / Clock-and-Data reader interface. For use indoor or outside in weatherproof enclosure. US single-gang, US double-gang or EU/APAC 60 mm mount.		83000	C	K = Black	E = Externally-mounted reader.	
ESHR40-K Standard Controller / Reader and Module Single door, IP-based controller with integrated R40 iCLASS reader for single-door solo-based system. Two physical packages; IP-based reader for mount at access point and "Door Module" with interface to 4 external inputs, 2 outputs; optical tamper. Second reader possible an additional IO interface module (EWM-M or EDWM-M). For indoor use. Door Module mounted in secure location. US Single-gang or EU/APAC 60 mm mount.		83120	C	K = Black	I = Integrated controller / reader, with segregated module (separate physically installed device) containing discrete IO.	000 = LED normally Red, Flash Green and beep on card read.
ESHR40-L Single-Output Controller / Reader and Module Single door, IP-based controller with integrated R40 iCLASS reader for single-door solo-based system. Two physical packages; IP-based reader for mount at access point and "Lock Module" with interface single (1) lock output. For indoor use. Door Module mounted behind reader in US Single-gang box, in hollow door frame or other secure location. Reader is US Single-gang or EU/APAC 60 mm mount.		83120	C	K=Black	L = Integrated controller / reader, with segregated module (separate physically installed device) containing single discrete lock output.	000 = LED normally Red, Flash Green and beep on card read.
ESHRP40-K Standard Controller / Reader and Module Single door, IP-based controller with integrated RP40 multiCLASS reader for single-door solo-based system. Two physical packages; IP-based reader for mount at access point and "Door /Wiegand Module" with interface to 4 external inputs, 2 outputs and one Wiegand / Clock-and-Data reader interface; Second reader possible using Wiegand reader. Optical tamper (standard mount). For indoor use. Door / Wiegand Module mounted in secure location. US Single-gang or EU/APAC 60mm mount.		83125	C	K = Black	I = Integrated controller / reader, with segregated module (separate physically installed device) containing discrete IO and Wiegand reader interface for second reader.	000 = LED normally Red, Flash Green and beep on card read.
EWM-M Wiegand Module The "Wiegand Module" enables controller interface to one (1) Wiegand / Clock-and-Data reader interface. For use indoor or outside in weatherproof enclosure.		83360	A	K = Black	M = Mountable on US single-gang, EU / APAC 60mm electrical box.	

For custom Indala Prox support, add a "-D" to the end of the EHR40-K, EHR40-L or EHRP40-K part number, and specify the Indala format to be programmed into the reader.

iCLASS Reader Accessories

Part Number	Description
iCLASS Reader Accessories	
6303-104-01	Mini-Mullion Reader Mounting Plate for iCLASS SE R10, RP10 and iCLASS RW100
6309-103-01	Mullion Reader Mounting Plate for iCLASS SE R15 and RP15
6402-103-01	EU/Asian Reader Mounting Plate for iCLASS RW300
6403-109-01	Wall Switch Reader Mounting Plate for iCLASS SE R40, RP40 and iCLASS RW400
6094-101-01	Wall Switch Keypad Reader Mounting Plate for iCLASS SE RK40, RPK40 and iCLASS RWK400
6132AKB	Mini-Mullion Reader Spacer for iCLASS SE R10, RP10 and iCLASS RW100, Black
6132AKC	Mullion Reader Spacer for iCLASS SE R15, RP15, Black
6132AKD	EU/Asian Reader Spacer for iCLASS RW300, Black
6132AKE	iCLASS Wall Switch Reader Spacer, Black (works with R40, RP40, RW400)
6132AK	iCLASS Wall Switch Keypad Reader Spacer, Black (works with RK40, RPK40, RWK400)
400-2D71-06	iCLASS reader security screw (Qty 1)

HID Proximity Readers

ProxPoint Plus Proximity Reader - 6005 / 6008

Card Reader Description	Base Part No.	Current Rev. No.*	Color Options	Hardware Options	Configuration Setting Options ¹	Custom ²
ProxPoint™ Plus Proximity Reader with Wiegand output	6005	B	G = Classic Charcoal Gray B = Classic Beige W = Classic White	B = Pigtail (18 inches/45.7 cm)	00 04 01 05	XXXX Y
with Clock and Data output	6008	B	K = Classic Black 1 = Designer Black 2 = Designer Charcoal Gray 4 = Designer Wave Blue 5 = Designer White	L = Long Pigtail (9 feet/3 meters) ³	02 06 03 07	

*Revision numbers and availability are subject to change without notice.

Notes:

¹Configuration Setting Options are as follows (factory programmed):

- 00 = Beep on, LED normally red, reader flashes green on tag read
- 01 = Beep off, LED normally red, reader flashes green on tag read
- 02 = Beep on, LED normally off, reader flashes green on tag read
- 03 = Beep off, LED normally off, reader flashes green on tag read
- 04 = Beep on, LED normally red, host must flash green
- 05 = Beep off, LED normally red, host must flash green
- 06 = Beep on, LED normally off, host must flash red and/or green
- 07 = Beep off, LED normally off, host must flash red and/or green

²Consult Factory

³An optional 9 foot pigtail is available through our HID European office and can also be available in the Americas and Asia Pacific regions via special order of 2,500 unit minimum order quantity. Call the HID factory for pricing and lead-times.

To order, specify the following:

Card Reader Description	Base Part No.	Current Rev. No.*	Color Options	Hardware Options	Configuration Setting Options ¹	Custom

PLEASE CONTACT US:
info@smartcardamerica.com
www.SmartCardAmerica.com

MiniProx Proximity Reader - 5365 / 5368

Card Reader Description	Base Part No.	Current Rev. No.*	Color Options	Hardware Options	Configuration Setting Options ¹	Custom ²
MiniProx® Plus Proximity Reader with Wiegand output	5365	E	G = Classic Charcoal Gray B = Classic Beige W = Classic White K = Classic Black	P = Pigtail (18 inches/45.7 cm) T = Terminal Strip	00 04 01 05 02 06 03 07	XXXX Y
with Clock and Data output	5368	E	1 = Designer Black 2 = Designer Charcoal Gray 4 = Designer Wave Blue 5 = Designer White	H = Hazardous back box ³		

*Revision numbers and availability are subject to change without notice.

Notes:

¹Configuration Setting Options are as follows (factory programmed):

- | | |
|---|---|
| 00 = Beep on, LED normally red, reader flashes green on tag read | 04 = Beep on, LED normally red, host must flash green |
| 01 = Beep off, LED normally red, reader flashes green on tag read | 05 = Beep off, LED normally red, host must flash green |
| 02 = Beep on, LED normally off, reader flashes green on tag read | 06 = Beep on, LED normally off, host must flash red and/or green |
| 03 = Beep off, LED normally off, reader flashes green on tag read | 07 = Beep off, LED normally off, host must flash red and/or green |

²Consult Factory

³The hazardous back box option MiniProx is available in gray Terminal Strip only.

To order, specify the following:

Card Reader Description	Base Part No.	Current Rev. No.*	Color Options	Hardware Options	Configuration Setting Options ¹	Custom ²

ProxPro Family Proximity Reader - 5455 / 5458 / 5355 / 5352 / 5358

ProxPro Family Card Reader Description	Base Part No.	Current Rev. No.*	Color Options	Hardware Options	Configuration Setting Options ¹	Custom ²
ProxPro® II Proximity Reader with Wiegand output with Clock & Data Output	5455 5458	B	G = Charcoal Gray B = Beige W = White K = Black	N = No Keypad, Pigtail (18 inches/45.7 cm)	00 04 01 05 02 06 03 07	XXXX Y
ProxPro Proximity Reader ^{5,6} with Wiegand output with Clock & Data Output	5355 5358	A	G = Charcoal Gray B = Beige	N = No Keypad, Terminal Strip K = Keypad ³ , Terminal Strip S = Keypad ⁴ , Terminal Strip	00 09 10 11 14 19 20 21 23	XXXX Y
ProxPro Proximity Reader with Serial output ⁷	5352				00 09 10 11 14 19 20 21 23	

*Revision numbers and availability are subject to change without notice.

¹ProxPro II Configuration Setting Options are as follows (factory programmed):

- | | |
|---|---|
| 00 = Beep on, LED normally red, reader flashes green on tag read | 04 = Beep on, LED normally red, host must flash green |
| 01 = Beep off, LED normally red, reader flashes green on tag read | 05 = Beep off, LED normally red, host must flash green |
| 02 = Beep on, LED normally off, reader flashes green on tag read | 06 = Beep on, LED normally off, host must flash red and/or green |
| 03 = Beep off, LED normally off, reader flashes green on tag read | 07 = Beep off, LED normally off, host must flash red and/or green |

²Consult Factory

³ProxPro Reader with Keypad (Hardware Option K Version): data is outputted over shared Wiegand cable. Reader processes keystrokes.

⁴ProxPro Reader with Keypad (Hardware Option S Version): (3 x 4 Matrix) requires additional 7 conductor keypad cable. Control panel processes keystrokes

⁵ProxPro Configuration Setting options are as follows (factory programmed):

- | | |
|---|---|
| 00 = Buffer one key, no parity, 4 bit message | 14 = Buffer one to five keys (Standard 26 bit output) |
| 09 = Buffer one key, add compliment, 8 bit message (Dorado) | 19 = Buffer four keys and add parity |
| 10 = Buffer six keys and add parity | 20 = Single Key buffering |
| 11 = Buffer one key and add parity | 21 = Supervision Mode |
| | 23 = Buffer one to 11 keys |

⁶ProxPro reader Configuration Settings are selected by the customer via dip switch settings. 00 = LED normally red, reader flashes green on tag reads.

⁷ProxPro Serial output reads cards with up to 37-bit formats, and outputs RS232, RS422, and RS485.

Optional Glass Mount Kit for ProxPro and ProxPro II Readers = 5455AGM00.

To order, specify the following:

Card Reader Description	Base Part No.	Current Rev. No.*	Color Options	Hardware Options	Configuration Setting Options ¹	Custom

ThinLine II Proximity Reader - 5395 / 5398

Card Reader Description	Base Part No.	Current Rev. No.*	Color Options	Hardware Options	Configuration Setting Options ¹	Custom ²
ThinLine II Proximity Reader with Wiegand output with Clock and Data output	5395 5398	C	G = Classic Charcoal Gray B = Classic Beige W = Classic White K = Classic Black 1 = Designer Black 2 = Designer Charcoal Gray 4 = Designer Wave Blue 5 = Designer White	1 = Pigtail (18 inches/45.7 cm)	00 04 01 05 02 06 03 07	XXXX Y

*Revision numbers and availability are subject to change without notice.

Notes:

¹Configuration Setting Options are as follows (factory programmed):

- 00 = Beep on, LED normally red, reader flashes green on tag read
- 01 = Beep off, LED normally red, reader flashes green on tag read
- 02 = Beep on, LED normally off, reader flashes green on tag read
- 03 = Beep off, LED normally off, reader flashes green on tag read

- 04 = Beep on, LED normally red, host must flash green
- 05 = Beep off, LED normally red, host must flash green
- 06 = Beep on, LED normally off, host must flash red and/or green
- 07 = Beep off, LED normally off, host must flash red and/or green

²Consult Factory

To order, specify the following:

Card Reader Description	Base Part No.	Current Rev. No.*	Color Options	Hardware Options	Configuration Setting Options ¹	Custom ²

MaxiProx Proximity Reader - 5375

Card Reader Description	Base Part No.	Current Rev. No.*	Color Options	Hardware Options	Configuration Setting Options ¹	Custom ²
MaxiProx® Proximity Reader	5375	A	G = Charcoal Gray	N = None	00	XXXX Y

*Revision numbers and availability are subject to change without notice.

Notes:

¹Configuration Setting 00 = LED normally red, reader flashes green on tag reads.

The MaxiProx reader configuration settings are selected by the customer via internal dip switch settings.

²Consult Factory

To order, specify the following:

Card Reader Description	Base Part No.	Current Rev. No.*	Color Options	Hardware Options	Configuration Setting Options ¹	Custom ²

EntryProx Proximity Reader - 4045

Card Reader Description	Base Part No.	Current Rev. No.*	Color Options	Hardware Options	Configuration Setting Options ¹	Custom ²
EntryProx™ Proximity Reader Stand-Alone Access Control Unit	4045	C	G = Charcoal Gray	N = None	U0	XXXX Y

*Revision numbers and availability are subject to change without notice.

Notes:

¹Configuration Setting U0 = LED normally red, reader flashes green on tag reads.

²Consult Factory

To order, specify the following:

Card Reader Description	Base Part No.	Current Rev. No.*	Color Options	Hardware Options	Configuration Setting Options ¹	Custom ²

PLEASE CONTACT US:
info@smartcardamerica.com
www.SmartCardAmerica.com

HID Proximity Reader Accessories

Part Number	Description
ProxPro Family	
5455AGM00	Glass Mount Kit, ProxPro and ProxPro II Readers
5350-113-01	Bezel, ProxPro Reader with Keypad (Rev. A) - Charcoal Gray
5350-113-02	Bezel, ProxPro Reader (Rev. A) - Charcoal Gray
5350-113-03	Bezel, ProxPro Reader with Keypad (Rev. A) - Beige
5350-113-04	Bezel, ProxPro Reader (Rev. A) - Beige
5355A-302-01	Cover, ProxPro w/Keypad Reader (Rev. A) - Charcoal Gray
5355A-302-02	Cover, ProxPro Reader (Rev. A) - Charcoal Gray
5355A-302-03	Cover, ProxPro w/Keypad Reader (Rev. A) - Beige
5355A-302-04	Cover, ProxPro Reader (Rev. A) - Beige
5350-101-01	Base, ProxPro Reader (Rev. A) - Charcoal Gray
5350-101-02	Base, ProxPro Reader (Rev. A) - Beige
5355A-306-01	ProxPro Keypad assembly upgrade, K Version, (Rev. A) - Gray Cover only
5355A-306-02	ProxPro Keypad assembly upgrade, K Version, (Rev. A) - Beige Cover only
5355A-306-03	ProxPro Keypad assembly upgrade, S Version, (Rev. A) - Gray Cover only
5355A-306-04	ProxPro Keypad assembly upgrade, S Version, (Rev. A) - Beige Cover only
5355A-306-05	ProxPro Keypad assembly upgrade, K Version, (Rev. A) - Gray Cover and Bezel
5355A-306-06	ProxPro Keypad assembly upgrade, K Version, (Rev. A) - Beige Cover and Bezel
5355A-306-07	ProxPro Keypad assembly upgrade, S Version, (Rev. A) - Gray Cover and Bezel
5355A-306-08	ProxPro Keypad assembly upgrade, S Version, (Rev. A) - Beige Cover and Bezel
5455-311-01	Cover, ProxPro II Reader (Rev. B) - Charcoal Gray (No Bezel Required)
5455-311-02	Cover, ProxPro II Reader (Rev. B) - Beige (No Bezel Required)
5455-311-03	Cover, ProxPro II Reader (Rev. B) - Black (No Bezel Required)
5455-311-04	Cover, ProxPro II Reader (Rev. B) - White (No Bezel Required)
30-0003-01	Rubber Keypad Cover, ProxPro Reader (Rev. A)
137-0005-11	Connector Feed Back Nut and Washer, ProxPro Reader (Rev. A)
MiniProx	
5365-371-01	Classic cover, MiniProx Reader (Rev. E) - Charcoal Gray
5365-371-02	Classic cover, MiniProx Reader (Rev. E) - Beige
5365-371-03	Classic cover, MiniProx Reader (Rev. E) - Black
5365-371-04	Classic cover, MiniProx Reader (Rev. E) - White
New Look¹	
5365-372-01	Designer cover, MiniProx Reader (Rev. E) - Black
5365-372-02	Designer cover, MiniProx Reader (Rev. E) - Charcoal Gray
5365-372-04	Designer cover, MiniProx Reader (Rev. E) - Wave Blue
5365-372-05	Designer cover, MiniProx Reader (Rev. E) - White
ThinLine II	
5395-104-01	Classic cover, ThinLine II Reader (Rev. C) - White
5395-104-02	Classic cover, ThinLine II Reader (Rev. C) - Beige
5395-104-03	Classic cover, ThinLine II Reader (Rev. C) - Black

Part Number	Description
5395-104-04	Classic cover, ThinLine II Reader (Rev. C) - Charcoal Gray
New Look²	
5395-371-01	Designer cover, ThinLine II Reader (Rev. C) - Black
5395-371-02	Designer cover, ThinLine II Reader (Rev. C) - Charcoal Gray
5395-371-04	Designer cover, ThinLine II Reader (Rev. C) - Wave Blue
5395-371-05	Designer cover, ThinLine II Reader (Rev. C) - White
MaxiProx	
5370A-305-01	Cover, MaxiProx Reader (Rev. A) - Gray
5375-303-01	Accessory Kit, MaxiProx Reader (Old wiring Diagram) (Rev. A)
5375-313-01	Accessory Kit, MaxiProx Reader (New wiring Diagram) (Rev. A)
56-0002-01	MaxiProx Reader Rubber Gasket (Rev. A)
ProxPoint Plus	
6005-111-01	Classic cover, ProxPoint Plus Reader (Rev. B) - White
6005-111-02	Classic cover, ProxPoint Plus Reader (Rev. B) - Beige
6005-111-03	Classic cover, ProxPoint Plus Reader (Rev. B) - Black
6005-111-04	Classic cover, ProxPoint Plus Reader (Rev. B) - Charcoal Gray
New Look³	
6005-312-01	Designer cover, ProxPoint Plus Reader (Rev. B) - Black
6005-312-02	Designer cover, ProxPoint Plus Reader (Rev. B) - Charcoal Gray
6005-312-04	Designer cover, ProxPoint Plus Reader (Rev. B) - Wave Blue
6005-312-05	Designer cover, ProxPoint Plus Reader (Rev. B) - White
Other	
4045-390-03	EntryProx Spare Parts Accessories Kit
4045-303-01	EntryProx Reader Replacement Antenna
6020-302-01	Accessory Kit, HSM
33-0001-01	RELAY, 1.00A-24VDC , SPDT-1 FO
57-0001-02	Key Ring for ProxKey® (Keyfob)

¹MiniProx Covers will only fit MiniProx readers with removable covers series (Model # 5365E or later), and will NOT fit older versions with electronics potted into the cover (Model #s 5365A, 5365B, nor 5365C).

²ThinLine II Designer Covers will only fit ThinLine II readers (Model # 5395C or later), and will NOT fit ThinLine II readers (Model #s 5395A nor 5395B).

³ProxPoint Plus Designer Covers will fit all ProxPoint Plus readers (Model # 6005B or later), and will NOT fit ProxPoint readers (Model # 6005A).

Indala Proximity Readers

Overview

Every part number consists of a base model number to indicate the type of product, and a letter or number to indicate each product option. Each product has a standard part number that includes default options, as indicated on the order guide. When an order is placed for a product, the base model number and all options must be specified. If you require any options that are different from the default options, you must also indicate those options at the time the order is placed. All part numbers must be complete to be accepted by HID's order entry system.

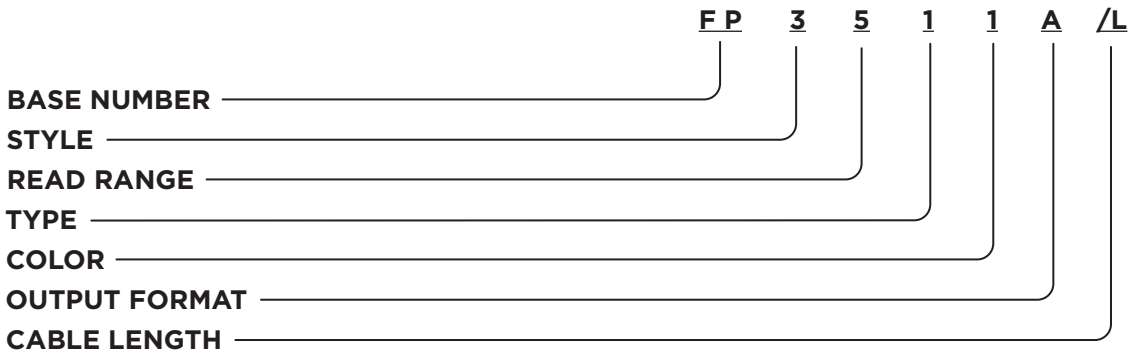
All reader orders must have the following information:

- BASE MODEL NUMBER
- STYLE
- READ RANGE
- TYPE
- COLOR
- OUTPUT FORMAT (reader's format or format number must also be given at time of order)

Advantage Series Reader - ASR 620

Reader Model	Description	Notes
ASR-620++	Long Range Reader	
ASR-620++/L	Long Range Reader	w/10 foot (3 meter) cable

FlexPass Reader - FP Arch / Keypad



BASE NUMBER

FP = FlexPass (reader format required)

STYLE

3 = Arch

5 = Keypad

0 = Core Electronics Module

READ RANGE

5 = 5 in. (13 cm.) - available in STYLES: Arch, TYPES: Slim and Wall switch

2 = 12 in. (30 cm.) - available in STYLES: Arch TYPE: Midrange

0 = 4 in. (10 cm.) - available only in STYLE: Keypad; TYPE: Keypad

TYPE

1 = Slim - available in STYLES: Arch

2 = Wall switch - available in STYLES: Arch

3 = Midrange - available in STYLES: Arch

6 = Membrane Keypad - available only in STYLE: Keypad

0 = Module only

COLOR

1 = Black - available in STYLES: Arch TYPES: Slim, Wall switch, Midrange, Classic

0 = N/A

OUTPUT FORMAT

Note: Aside from choosing below, specify reader's format or format no. (e.g. 26-bit Wiegand or format no. 10022).

A = Standard Wiegand - available in all STYLES and TYPES

S = Serial - available in STYLES: Arch TYPE: Midrange

B = Buffered or 8-Bit Burst (must be specified) - available only in Keypad STYLE and TYPE (Membrane or Heavy Duty)

M = 3 x 4 Matrix

CABLE LENGTH

The default cable length for Indala modules is 18 inches (46 cm). No entry is needed for an 18 inch cable.

For Reader Cores an optional 10 ft (3 m) pigtail is available through the HID European, America and Asia Pacific offices. Requires a minimum 2,500 unit order quantity. Place /L in the 7th position for ordering the 10 ft (3 m) cable.

Note: Do not order Reader Packages with the 10 ft (3 m) cable. When ordering the 10 ft (3 m) cable, bezels must be ordered separately. Call Customer Service for assistance.

FlexPass Accessories

Part Number	Description
21211-001	Enclosure Base, ASR-620
21212-001	Enclosure Cover, ASR-620++
FPZ1231A	Bezel Wave Style, Midrange Type, Black
FPZ1234A	Bezel Wave Style, Midrange Type, Blue
FPZ1511A	Bezel Wave Style, Slim Type, Black
FPZ1514A	Bezel Wave Style, Slim Type, Blue
FPZ1521A	Bezel Wave Style, Wallswitch Type, Black
FPZ1524A	Bezel Wave Style, Wallswitch Type, Blue
FPZ2511A	Bezel Curve Style, Slim Type, Black
FPZ2521A	Bezel Curve Style, Wallswitch Type, Black
FPZ3231A	Bezel Arch Style, Midrange Type, Black
FPZ3235A	Bezel Arch Style, Midrange Type, Grey
FPZ3236A	Bezel Arch Style, Midrange Type, White
FPZ3237A	Bezel Arch Style, Midrange Type, Beige
FPZ3511A	Bezel Arch Style, Slim Type, Black
FPZ3515A	Bezel Arch Style, Slim Type, Grey
FPZ3516A	Bezel Arch Style, Slim Type, White
FPZ3517A	Bezel Arch Style, Slim Type, Beige
FPZ3521A	Bezel Arch Style, Wallswitch Type, Black
FPZ3521H	Bezel Arch Style, Wallswitch Type, Black (HID)
FPZ3525A	Bezel Arch Style, Wallswitch Type, Grey
FPZ3526A	Bezel Arch Style, Wallswitch Type, White
FPZ3527A	Bezel Arch Style, Wallswitch Type, Beige
FPZ3527H	Bezel Arch Style, Wallswitch Type, Beige (HID)
FPZ4511A	Bezel Linear Style, Slim Type, Black
FPZ-4511A	Bezel Linear Slim Black Cover
FPZ4517A	Bezel Linear Style, Slim Type, Beige
FPZ4521A	Bezel Linear Style, Wallswitch Type, Black
FPZ4525A	Bezel Linear Style, Wallswitch Type, Grey
FPZ4526A	Bezel Linear Style, Wallswitch Type, White
FPZ4527A	Bezel Linear Style, Wallswitch Type, Beige
FPZ4551A	Bezel Linear Style, Slim Type, Black
FPZC1511H	Bezel, HID, Wave, Slim, 5, Black
FPZC1514H	Bezel, HID, Wave, Slim, 5, Blue
FPZC1524H	Bezel, HID, Wave, Wallswitch, 5, Blue
XXZ112	Bezel, Wave, Slim, 5, Blue
XXZ122	Bezel, Wave, W/S, 5, Blue
XXZ321	Bezel, Arch, W/S, Black
SH-003	Indala Credentials Special Handling, New marking label codes

2. HID Mobile Access

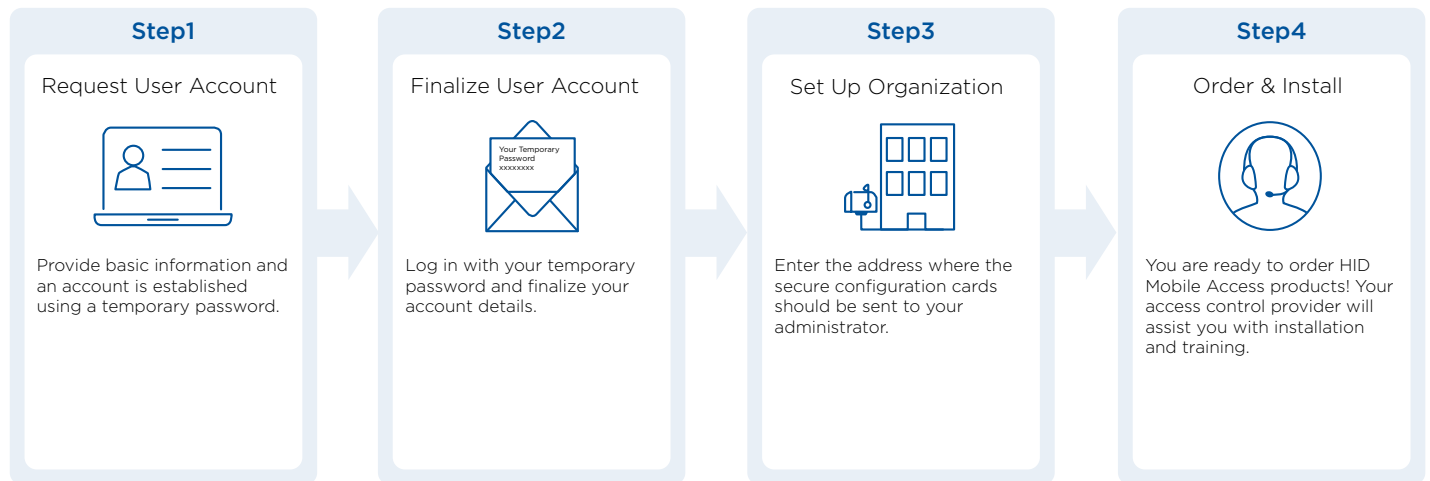
What Is HID Mobile Access?

HID Mobile Access® complements any access control solution by enabling building occupants to securely access the facility using Android and iOS mobile devices. HID Mobile Access, powered by Seos®, consists of the following components:

- **HID ORIGO™ Management Portal:** A cloud-hosted management portal that allows administrators to manage users, devices, and securely issue/revoke Mobile IDs.
- **HID Mobile Access App:** Easily downloaded on [Google Play](#) and [Apple App Store](#) and proven compatibility with the most popular mobile phones, tablets, and wearables.
- **Mobile IDs:** Powered by Seos credential technology, Mobile IDs are the virtual equivalent of the traditional contactless smart card.
- **iCLASS SE® and multiCLASS® SE Readers:** These flexible readers can be configured to securely authenticate with an organization's Mobile ID's via Bluetooth Smart and/or NFC communication standards.

Creating HID Mobile Access User Account

In order to use HID Mobile Access, an account in the HID Origo Management Portal is required. Once an end-user account has been created, the organization will be able to order products from its Access Control Provider and issue Mobile IDs to its building occupants.



To set up an end-user account please go to <https://manageservices.hidglobal.com/faces/maUserOnBoardingStart>

After user account creation, the administrator will be given organization-specific identifiers required for ordering and for secure portal access:

Part Number	Description
Mobile Keyset (MOB or ICE)	<p>Mobile Keyset is a reference number for a set of cryptographic keys loaded into a reader. Mobile IDs, Mobile Key cards, and Mobile Admin cards will securely authenticate only with readers programmed with a matching keyset. An organization is assigned a Mobile Keyset upon registration into either the HID Elite (ICE) or HID Mobile Access (MOB) programs.</p> <p>The correct Mobile Keyset must be supplied when ordering mobile-enabled readers, Mobile IDs, subscription user licenses, Mobile Key cards, and Mobile Admin cards.</p>
Organization ID	<p>Organization ID is a reference number for a unique account within the HID Origo Management Portal. It is assigned at the conclusion of account registration.</p> <p>The correct Organization ID must be supplied when ordering Mobile IDs, subscription user licenses, and Mobile Admin cards.</p>

Ordering Information - Readers for HID Mobile Access

Component	Details	Part Number	Supplemental Information Needed for Order
<p>Mobile-Ready Readers</p>	<p>Mobile-Ready readers are prepared to support HID Mobile Access but lack the personalized configuration (Mobile Keyset) to read an organization's specific Mobile ID's. These readers can be ordered at any time but will require field activation after the organization has completed registration for HID Mobile Access. To support a specific organization's Mobile IDs, these readers need to be personalized (Mobile Keyset loaded) using a Mobile Key Card or HID Reader Manager mobile application.</p>	<p>See iCLASS SE Readers section of the HTOG</p>	
<p>Mobile-Enabled Readers</p>	<p>Mobile-Enabled readers are fully activated and personalized to support an organization's specific Mobile ID's. These readers can only be ordered after the organization has completed registration for HID Mobile Access or HID Elite program. MOB or ICE Mobile Keyset will be required at time of order.</p>	<p>See iCLASS SE Readers section of the HTOG</p>	<p>MOB or ICE: _____ Org Name: _____</p>
<p>Mobile Key Card</p>	<p>Configuration card used to personalize and activate a Mobile-Ready reader; converting it to a Mobile-Enabled reader.</p>	<p>SEC9X-CRD-E-MKYD</p>	<p>MOB or ICE: _____ Org Name: _____</p>
<p>Mobile Admin Card</p>	<p>Configuration card which enables the use of the BLE Config App used to adjust Bluetooth range settings on Mobile-Enabled Readers.</p>	<p>SEC9X-CRD-MADD</p>	<p>MOB or ICE: _____ Org Name: _____ Org ID: _____</p>

Ordering Information – Mobile Identities Service

New HID Mobile Access customers have two options for how to order and pay for the service, user licenses on the new HID Origo Management Portal or Mobile IDs on the legacy Secure Identity Services Portal. Most customers will see lower, more predictable costs and better performance on the user license option. Customers on the legacy platform will have the opportunity to transfer to the new platform in 2019.

Natively tracked formats (e.g. Corporate 1000™) are strongly recommended. Since HID will automatically generate and replenish Mobile IDs, the user license subscription model requires a tracked credential format – a format in which HID tracks the credential number to ensure no duplicates are ever created. To guarantee no collision with credential numbers on traditional cards, the same format should be used for both Mobile IDs and cards.

Option 1 (Preferred): User License Subscription			
Component	Details	Part Number	Supplemental Information Needed for Order
User Licenses - Initial	When starting a subscription for HID Origo Mobile Identities, an order for User Licenses must be placed. The service start date begins on the date the order is processed by HID. User Licenses will be valid for one year. Unlimited Mobile IDs will be automatically supplied to, and replenished in, the HID Origo Mobile Identities service as long as the subscription is active and in good standing.	MID-SUB-T100	Org ID: _____ Org Name: _____ MOB or ICE: _____ Format*: _____
User Licenses - Renewal	When renewing a subscription for HID Origo Mobile Identities service, an order for User Licenses must be placed.	MID-SUB-T100	Org ID: _____ Org Name: _____ Contract ID: _____ <i>-RENEWAL</i>
User Licenses - Add-on	To increase the number of User Licenses within a service term, an order for Add-on licenses must be placed. These user licenses will have a prorated price based on time remaining in term. They will coterminate and expire along with previously purchased licenses on the contract.	MID-SUB-T100-ADD	Org ID: _____ Org Name: _____ Contact ID: _____
Additional Credential Types	If, after initial onboarding account creation, a new credential type is needed (new format and/or keyset), an order must be placed. Quantity should always be 1. There is no charge for this transaction as unlimited credentials are included with subscription user licenses.	MID-SUB-CRD	Org ID: _____ Org Name: _____ MOB or ICE: _____ Format*: _____

Option 2: Mobile ID Credential			
Component	Details	Part Number	Supplemental Information Needed for Order
Mobile IDs	Mobile IDs are virtual credentials electronically delivered to the Secure Identity Services Portal account linked to the Organization ID. Mobile Keyset assures that Mobile ID's will work with the corresponding iCLASS SE readers.	MOBILE-ID or MOBILE-ID-TEMP7 (temporary 7-day validity)	Org ID: _____ Org Name: _____ MOB or ICE: _____ Format*: _____
The following applies only to customers that have been issued customer specific part numbers			
Mobile IDs	CRD633ZZ-xxxxx (xxxxx specific to organization and issued at time of part number creation).		Format: _____

*Some formats will require additional information with the order.

3. Credentials

Understanding HID Credentials

Can I configure my credential product online?

Yes, HID GLOBAL® is now offering the HID Global Product Configurator. This online tool will guide customers and partners toward the most suitable product for their needs. There are two main features available with this tool:

- **Find by part number** - allows customers to enter an existing part number to see the specification of this credential.
- **Build a credential** - helps customers construct a complete part number, including keyset and formatting information; everything needed to place an order. Customers will be able to download a PDF with all specifications of the credential they build to allow for a smooth ordering process.

HID Global Product Configurator: <https://www.hidglobal.com/configure>

What should I know about security keysets?

iCLASS SE® readers and iCLASS® Seos® / iCLASS SE credentials offer two keyset security schemes, HID Elite and Standard.

The **HID Elite Security Program** supports a unique keyset on a per site/company basis.

The keyset governs a variety of keys, including:

- Media (credential) keys for iCLASS SE, SIO®-encoded iCLASS, MIFARE Classic (SIO) and MIFARE DESFire EV1 (SIO) credentials.
- SIO authenticity and privacy keys (media independent).
- Admin/configuration programming keys (for programming reader configuration, also media independent).

When utilizing HID’s standard key set for the above keys, all standard keyed credentials work with all standard keyed readers.

Additionally, any Standard Security configuration card configures a Standard Security reader (only accomplished during the first five (5) seconds after reader powers-up). Conversely, when utilizing the HID Elite program, only site/company specific HID Elite credentials and configuration cards work with matching readers.

The **Standard Security Program** provides universal keysets that offer maximized compatibility by keying readers and cards with matching security for use in the general population. This allows for maximized compatibility because readers and cards are not keyed on a per site/company basis but rather all keyed the same. This offers the advantage to the integrator as a standard stock of readers and cards will interoperate for a variety of sites/companies, rather than needing different stocks of readers and cards for each individual site. iCLASS SE readers provide two Standard Security Keysets that offer compatibility with the following credentials:

Standard Security Keyset	Compatibility with these Credentials
Version 1	iCLASS Seos (+ Prox) iCLASS SE (+ Prox) iCLASS SIO encoded (+ Prox) iCLASS (+ Prox) MIFARE Classic (+ Prox) MIFARE DESFire EV1 (+ Prox)
Version 2	iCLASS Seos (+ Prox) iCLASS SE (+ Prox) MIFARE Classic (+ Prox) MIFARE DESFire EV1 (+ Prox)

How can I order HID Elite configured credentials?

- Direct customers of HID must be authorized to purchase components with HID Elite keys. If you are not authorized, you must have the key owner authorize you through the Authorization form.
- See <http://www.hidglobal.com/services/secure-identity/credential-programs/iclass-elite-and-se-elite>.
- Ensure the HID Elite flag is set in the part number (of readers, credentials and configuration cards).
- All Purchase Orders for HID Elite components must be ordered with the HID Elite reference number (starts with ICE).

How can I migrate from my current credential technology?

- **iCLASS Existing Sites:** When deploying credentials to an existing site with standard iCLASS credentials and readers the following steps provide a guideline to a recommended path:
 1. Purchasing iCLASS Seos + iCLASS cards along with iCLASS SE Readers - Standard profile with Maximum compatibility credential support (supporting iCLASS cards), as this provides full interoperability with HID's latest credential and reader platform, as well as supporting installed iCLASS base.
 2. This provides options to upgrade security in the future without rip-and-replace of the newly purchased readers
 3. Once all readers on site are iCLASS SE the customer can begin ordering iCLASS Seos only cards.
 4. Once all cards in the population are iCLASS Seos, readers can be configured to support only iCLASS Seos cards.
- **125 kHz Existing Sites:** Deploying credentials to an existing 125 kHz site with HID Prox/Indala Proximity credentials and readers (HID, Indala, AWID, and EM4102), purchase multi-technology iCLASS Seos or iCLASS SE Credentials, along with multiCLASS® SE Readers for full credential and reader interoperability, and a relaxed migration timeline.





What is the difference between iCLASS Seos, iCLASS SE and iCLASS credentials?

iCLASS Seos credentials deliver enhanced security, data confidentiality and stronger authentication for user data. Seos comprises a generic card edge (card command interface) to meet the growing demand for interoperability; a secure messaging protocol to protect data transmission. In addition, Seos provides an open software architecture that is portable to a range of mobile devices and microprocessors. The credential offers enhanced privacy protection by delivering data confidentiality and integrity between the smart card and the reader to prevent sensitive/personal data from being intercepted or cloned. iCLASS Seos credentials are only delivered with a single access control data payload, the SIO, and are not backwards compatible with iCLASS readers.

iCLASS SE credentials come with a single access control data payload, the SIO. iCLASS SE credentials are designed to work in an installation of iCLASS SE readers only and are not backwards compatible with iCLASS readers.

iCLASS credentials are offered either with or without an encoded SIO. For the SIO encoded option, this card will come with two access control data payloads: the SIO and iCLASS access control data payload. These credentials provide backward compatibility with currently deployed systems, maximizing compatibility. iCLASS credentials encoded with SIO should be purchased when the site needs legacy application support, or when the site plans to eventually migrate to SIO security. iCLASS credentials encoded with SIOs were previously marketed as iCLASS SR credentials.

iCLASS credentials are designed to work in an existing installation of standard iCLASS readers. iCLASS credentials are compatible with both iCLASS readers and iCLASS SE readers.*

Credential Type	Works with iCLASS SE Readers*	Works with iCLASS Readers	Advantage
 iCLASS Seos	Yes	No	Best-in-class security and privacy protection, programmable card, portability, interoperability (standards based) and usability (read range).
 iCLASS SE	Yes	No	Increased Security
 iCLASS , SIO encoded (Previously called iCLASS SR)	Yes (reading SIO or standard iCLASS access control application)	Yes (Reading standard iCLASS access control application)	Increased Security when reading SIO, maximum compatibility - works with both iCLASS and iCLASS SE readers.
 iCLASS , without SIO encoding	Yes	Yes	

*Reader support depends on reader model and configuration selected.

Credentials Marking

For information on Card Identification Markings, please see the "Card Identification Markings Application note", available for download at <https://www.hidglobal.com/node/23025>

Credential Marking Technology

As a part of our commitment to continuous enhancements of world-class products and solutions, HID Global is transitioning to the most innovative card marking technology available.

HID Global is moving from ink jet card marking to the new laser engraving card marking technology for all Genuine HID cards, fobs and authentication tokens. This state-of-the-art laser engraving technology will result in a more appealing look and feel and reduce the ecological footprint of card production.

Key benefits:

- Marking quality and durability of the cards will be enhanced and more consistent.
- New engraving technology reflects HID Global's commitment to sustainability by eliminating the use of solvents.
- Improved Proof of Authenticity since engraved markings cannot be removed or modified.
- The enhanced design will be available at no additional charge.

Depending on the fulfillment center, customers may receive either inkjet or laser marked credentials during this transition period.

Notes:

- The numbering scheme and part number for existing part numbers will not change. Please contact your sales representative to see the new design and get sample cards.
- Due to the 3D nature of laser engraved markings, printing over these markings is not recommended as it may impact print quality.

Current Laser Marking Status by Region:

- The Americas: Laser marking transition complete
- EMEA: Transition in progress
- APAC Region: Transition in progress

Understanding Credential Formats

The majority of physical access control credentials are programmed with an access control data "format". The format of the credential is sent to the controller by the reader and must match the format of the access control system. In some cases the format of the credential must also match the format of the reader before an output is sent.

Format Structure

Each format differs in structure by;

- Bit length (e.g. 26 bits, 37 bits)
- Number of fields (for example, H10301 26-bit has two fields; ID range and facility code)
- Field names (for example, facility code, site code, ID range etc.)
- Field length (for example H10301 26-bit has a 16-bit ID range and 8-bit facility code)
- Parity

Many formats share the same bit length but differ in structure and for this reason it is not possible to determine the required format number from the bit length alone. If an incorrect format is programmed into the card may not operate correctly with the access control system.

What format do I need?

Existing Systems

If you are ordering cards for an existing system you must determine the format of the existing cards. The format number can be found in the original HID order acknowledgement information or card packaging. Most credentials are marked with the sales order number (see image below) allowing you to contact your local HID Global customer service team for information. Information relating to OEM/proprietary, end-user or other controlled formats will not be released to unauthorized parties.



New Systems

HID Global offers a range of open, tracked, end-user (Corporate 1000™) and OEM/proprietary formats. Contact your local sales or pre-sales representative for additional guidance.

Corporate 1000

HID Global's Corporate 1000 Program offers a fully managed end-user controlled solution for RFID card formatting and card number tracking. The Corporate 1000 Program benefits end-users with multiple locations and/or decentralized decision-making for card purchases. This alternative to in-house card production offers a variety of benefits including increased security and management of issuance over multiple purchasers or locations.

Key Benefits

- Card and associated data is more secure when programmed with a unique format.
- HID Global's managed service tracks card number sequences to prevent card number duplication.
- Choose to have one authorized source of supply or many; card numbers will not be duplicated.

See: <https://www.hidglobal.com/services/secure-identity/credential-programs/corporate-1000>

Common Formats

HID has many active Corporate 1000, OEM and open formats. A list of common formats are detailed below.

Format Number	Description	Additional Fields	Number Range
H10301	Open 26-bit with Facility Code and ID Number	Facility Code (0-255)	0-65535 (untracked)
H10302	Tracked 37-bit ID Number	N/A	0-34359738368 (tracked)
H10304	Tracked 37-bit with Facility Code and ID Number	Managed Facility Code (0-65535)	
H10320	Open ABA 8 digit ID Number	N/A	0-99999999 (untracked)
Starts with "H5"	35-bit Corporate 1000	Fixed Company ID Code	0-1048575 (tracked)
Starts with "H2"	48-bit Corporate 1000	Fixed Company ID Code	0-8388607 (tracked)

Untracked formats require the customer to specify the ID range, for example, H10301 and H10320 require customers to specify the required ID range. Tracked formats allow customers to request the next unused numbers, for example HID Global tracks H10302, H10304 and all Corporate 1000 formats.

Format Compatibility

HID Global formats for example H10301, H10302 and Corporate 1000 are compatible across multiple credential product lines such as iCLASS Seos, iCLASS SE, CLASS, UHF, HID Prox and Mobile Access. However, some formats are product line specific. Refer to the table below for details.

Indala Formats - Label Code

Indala formats may be programmed into traditional HID Prox credentials, however E code markings are not compatible; choose marking options per the selected part number. Request a custom part number to meet specific marking requirements. If a credential is encoded with an Indala format, an Indala compatible reader is required.

Format Type	Example Format Numbers	Compatible Credential Product Lines - includes multi-technology credentials containing the listed technology.	Reader Compatibility
HID	H10301,H10302, H10304, 35-bit Corporate 1000 & OEM formats	HID Prox	HID Prox/MultiCLASS SE
		iCLASS, iCLASS SE, iCLASS Seos	iCLASS SE
		MIFARE Classic with SIO encoding	iCLASS SE
		MIFARE DESFire with SIO encoding	iCLASS SE
		Mobile Access IDs	Mobile Enabled iCLASS SE
		UHF	UHF (U90*)
HID ABA	H10320	HID Prox	HID Prox/MultiCLASS SE
Indala Prox 125 kHz	40134, 4038X	Indala Prox, HID Prox	Indala
Indala CX (Casi 125 kHz)	C10106	Indala CX, HID Prox	Legacy Indala Casi CX (discontinued) / third party Casi compatible
EM	EM4102	Contact your local HID Global pre-sales or sales engineering representative to discuss requirements	multiCLASS SE / third party
Custom MIFARE DESfire EV1 or MIFARE Classic	-	Contact your local HID Global pre-sales or sales engineering representative to discuss custom format requirements	-

Long Formats (HID Prox)

Not all products support HID Prox credentials encoded with formats longer than 37-bits (including Corporate 1000 48-bit).

HID Prox Format Type	Example Format Numbers	Compatible HID Prox Product Lines	Incompatible Products
Long Formats (>37-bits)	H2xxxxx 48-bit Corporate 1000, all other formats >37 bits	6005/6008/5365/5368/5355/5358/5395/5375 (manufactured after 2001)	eProx Lock, Serial ProxPro®, EntryProx™, ProxPass™ II

PLEASE CONTACT US:
info@smartcardamerica.com
www.SmartCardAmerica.com

Understanding Credential Programming

How do I complete the programming section correctly?

For any given credential part number where a programmed option is selected you will need to enter the format number, field names (where applicable) and programming values into the programming section. If ordering a dual or triple technology credential complete the programming section for each technology. Mandatory fields depend on the part number selected.

Mandatory Programming Information

- **Format number** Required for all programmed part numbers
- **Format field names** Required for formats with additional fields
- **HID Elite ICE number** If required to support a matching HID Elite ICE reader

Mandatory Marking Information

- **Printed number range:** Required for all external matching or non-matching options

Examples

Part Number: **5006PGGAN (programmed iCLASS Seos, matching external marking)**
 Quantity: **500**
 Format: **H10301**
 Facility Code: **125**
 ID number range: **25,001 to 25,500**

Format Number	Field Name(s) e.g. Facility Code	Value	Quantity	Encoded Start Number	Encoded Stop Number
<i>H10301</i>	<i>Facility Code</i>	<i>125</i>	<i>500</i>	<i>25,001</i>	<i>25,500</i>
HID Elite ICE number				Printed Start Number	Printed Stop Number
				<i>25,001</i>	<i>25,500</i>

Part Number: **5006PGGNN (programmed iCLASS Seos, no external marking)**
 Quantity: **1,000**
 Format: **O999123 (Custom OEM format with site code and installer code)**
 Elite Key: **ICE999**
 Site Code: **156**
 Installer Code: **21**
 Number range: **1,001 to 2,000**

Format Number	Field Name(s) e.g. Facility Code	Value	Quantity	Encoded Start Number	Encoded Stop Number
<i>O999123</i>	<i>Site Code</i>	<i>156</i>	<i>1,000</i>	<i>1,001</i>	<i>2,000</i>
HID Elite ICE number	<i>Installer Code</i>	<i>21</i>		Printed Start Number	Printed Stop Number
<i>ICE0999</i>					

If you have any questions relating to credential technologies, marking, key management, formats or need help to complete your purchase order please contact HID Customer Service or your local sales representative.

iCLASS Seos Credentials

Note: Understanding HID Credentials on page 43 for guidance.

iCLASS Seos Card - 500

Increased security and interoperability cards for installation supporting iCLASS SE platform.

Ensure each required option has been checked with the appropriate choice to fulfill a completed order form.

Base Model 500 Composite 40% Polyester / PVC*

iCLASS Seos Memory Size and Allocation (Select one option)

- 5** - 16K Bytes
- 6** - 8K Bytes⁶

Secure Identity Object™ Programming (Select one option)

- P** - Programmed with Security Identity Object (SIO)
- V** - Unprogrammed, for use with iCLASS SE Encoder

Front Packaging (Select one option)

- G** - Plain White with Gloss Finish
- C** - Custom Artwork with Gloss Finish - Specify Custom Artwork Number¹

Back Packaging (Select one option)

- G** - Plain White with Gloss Finish²
- C** - Custom Artwork with Gloss Finish - Specify Custom Artwork Number¹
- 1** - Plain White with Gloss Finish with Magnetic Stripe²
- 3** - Custom Artwork with Gloss Finish with Magnetic Stripe - Specify Custom Artwork Number¹

Card Numbering³ (Select one option)

- M** - Sequential Matching Encoded/Printed (Inkjetted)⁵
- N** - No Printed Card Numbering
- S** - Sequential Encoded/Sequential Non-Matching Printed (Inkjetted)⁵
- R** - Random Encoded/Non-Matching Sequential Printed (Inkjetted)⁵
- A** - Sequential Matching Encoded/Printed (Laser Engraved)
- B** - Sequential Encoded/Sequential Non-Matching Printed (Laser Engraved)
- C** - Random Encoded/Non-Matching Sequential Printed (Laser Engraved)

Slot Punch⁴ (Select one option)

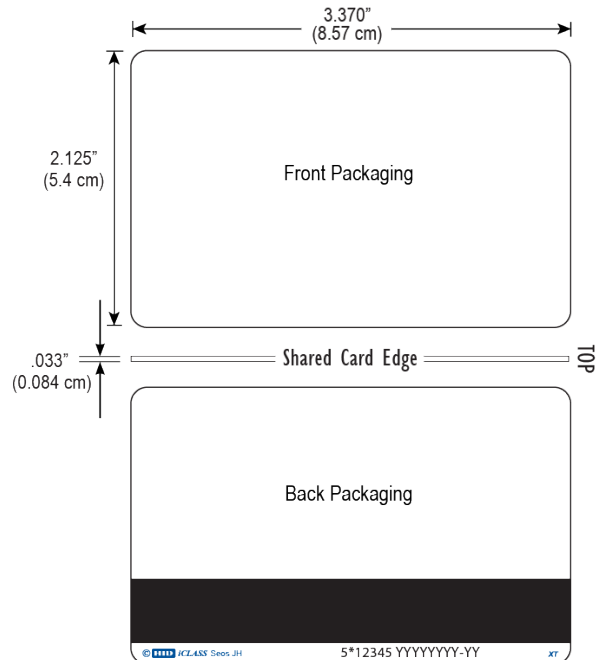
- N** - No Slot Punch

Packing (Optional)

- T** - Packs of 10 (shrink wrap) in standard box

Option - Custom Artwork¹

- _____ (Specify Artwork Number - Refer to the Custom Artwork Forms for new artwork)



Y = Seos Programming
12345 = Card ID Number
YYYYYYYY-YY = Sales Order Number

PLEASE CONTACT US:
info@smartcardamerica.com
www.SmartCardAmerica.com


Enter your final card options from check boxes above. Example: 5005PPGNNT

Final Part Number	500						N		-	(Options #)
-------------------	-----	--	--	--	--	--	---	--	---	-------------

iCLASS Seos Card Programming Information

Format Number	Field Name(s) e.g. Facility Code	Value	QTY	Encoded Start Number	Encoded Stop Number
HID Elite ICE #				Printed Start Number	Printed Stop Number

¹For new artwork files, contact Customer Service for custom artwork number, lead-times, and cost.

²Cards ordered with plain white front and back packaging, or custom artwork, will still have a small HID logo  and reference number printed in the lower left-hand corner.

³The Printed card number is placed in the bottom right-hand corner on the back of the card. The majority of part numbers are marked with sales order number, a custom part number is required to omit all marking from the card. Contact your local support representative for details.

⁴Cards are not available with any slot punch option.

⁵Please note that cards shipped within North America are always laser-engraved. Inkjetted option is not available for these cards.

⁶Available with 7 byte static UID for ISO14443A UID migration and interoperability. This feature reduces privacy and is not recommended. Contact your local sales or pre-sales representative for details.

iCLASS Seos + iCLASS Card - 522

Migration solution from iCLASS to Seos in iCLASS SE platform.

Ensure each required option has been checked with the appropriate choice to fulfill a completed order form.

Base Model 522 Composite 40% Polyester / PVC*

iCLASS Seos and Memory Size and Allocation

6 - 8K Bytes⁵

iCLASS Memory Size and Allocation (Select one option)

- 0** - iCLASS 2k Bits (256 Bytes) with 2 Application Areas
- 3** - CLASS 32k Bits (4K Bytes) Application areas 16k/2+16k/1
- 4** - CLASS 32k Bits (4K Bytes) Application areas 16k/16+16k/1

iCLASS Seos Programming (Select one option)

- P** - Programmed with Security Identity Object (SIO)
- V** - Unprogrammed, for use with iCLASS SE Encoder
(Must be combined with C option below)

iCLASS Programming (Select one option)

- S** - Programmed with Security Identity Object (SIO) and with standard iCLASS Access Control Application (**recommended**)
- P** - Programmed with Security Identity Object (SIO)
- H** - Programmed with standard iCLASS Access Control Application
- C** - Unprogrammed, for use with iCLASS SE Encoder
(Must be combined with V option above)

Front Packaging (Select one option)

- G** - Plain White with Gloss Finish
- C** - Custom Artwork with Gloss Finish - Specify Custom Artwork Number¹

Back Packaging (Select one option)

- G** - Plain White with Gloss Finish²
- C** - Custom Artwork with Gloss Finish - Specify Custom Artwork Number¹
- 1** - Plain White with Gloss Finish with Magnetic Stripe²
- 3** - Custom Artwork with Gloss Finish with Magnetic Stripe - Specify Custom Artwork Number¹

iCLASS Seos Card Numbering³ (Select one option)

- N** - No Printed Card Numbering
- A** - Sequential Matching Encoded/Printed (Laser Engraved)⁵
- B** - Sequential Encoded/Sequential Non-Matching Printed (Laser Engraved)⁵
- C** - Random Encoded/Non-Matching Sequential Printed (Laser Engraved)⁵

iCLASS Card Numbering³ (Select one option)

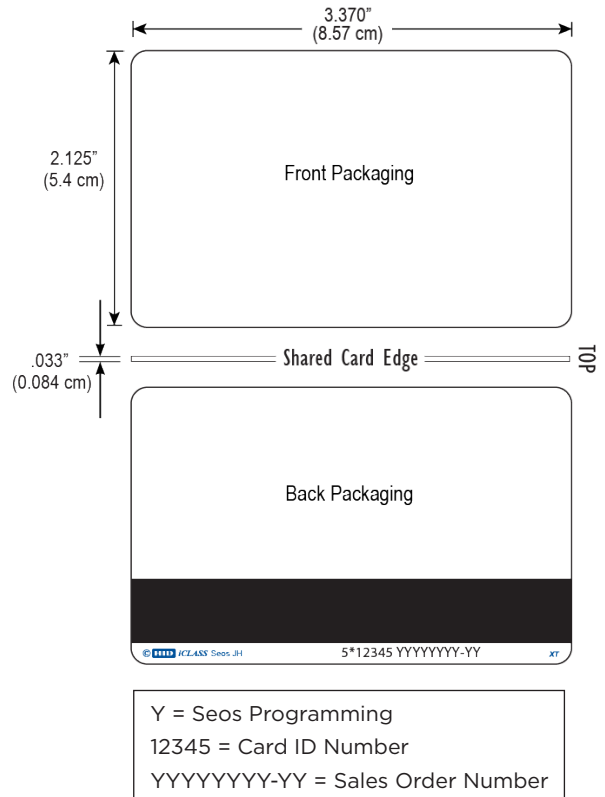
- N** - No Printed Card Numbering
- A** - Sequential Matching Encoded/Printed (Laser Engraved)⁵
- B** - Sequential Encoded/Sequential Non-Matching Printed (Laser Engraved)⁵
- C** - Random Encoded/Non-Matching Sequential Printed (Laser Engraved)⁵

Slot Punch⁴

N - No Slot Punch

Option - Custom Artwork¹

_____ (Specify Artwork Number - Refer to the Custom Artwork Forms for new artwork)



Enter your final card options from check boxes above. Example: 52263PSGGAAN

Final Part Number	522	6								N	-	(Options #)
-------------------	-----	---	--	--	--	--	--	--	--	---	---	-------------


iCLASS Seos Card Programming Information

Format Number	Field Name(s) e.g. Facility Code	Value	QTY	Encoded Start Number	Encoded Stop Number
HID Elite ICE #				Printed Start Number	Printed Stop Number

iCLASS Card Programming Information

Format Number	Field Name(s) e.g. Facility Code	Value	QTY	Encoded Start Number	Encoded Stop Number
HID Elite ICE #				Printed Start Number	Printed Stop Number

¹For new artwork files, contact Customer Service for custom artwork number, lead-times, and cost.

²Cards ordered with plain white front and back packaging, or custom artwork, will still have a small HID logo  and reference number printed in the lower left-hand corner. The majority of part numbers are marked with sales order number, a custom part number is required to omit all marking from the card. Contact your local support representative for details.

³The Printed card number is placed in the bottom right-hand corner on the back of the card.

⁴Cards are not available with any slot punch option.

⁵Inkjetted option is not available for these cards.

⁶Available with 7 byte static UID for ISO14443A UID migration and interoperability. This feature reduces privacy and is not recommended. Contact your local sales or pre-sales representative for details.

*The composite construction is recommended for all cards with over-laminate applied. Consult with the printer manufacturer prior to ordering.

iCLASS Seos + Prox Card - 510

Migration solution from proximity to high security for support in iCLASS SE platform.

Ensure each required option has been checked with the appropriate choice to fulfill a completed order form.

Base Model 510 Composite 40% Polyester / PVC*

iCLASS Seos Memory Size and Allocation (Select one option)

- 5** - 16K Bytes
- 6** - 8K Bytes⁵

Programming (Select one option)

- P** - Programmed with Security Identity Object (SIO), HID Prox non programmed
- R** - Both interfaces programmed: iCLASS Seos with Security Identity Object (SIO), 125 kHz programmed with HID or Indala format
- V** - Unprogrammed Seos and HID Prox, for use with iCLASS SE Encoder

Front Packaging (Select one option)

- G** - Plain White with Gloss Finish
- C** - Custom Artwork with Gloss Finish - Specify Custom Artwork Number¹

Back Packaging (Select one option)

- G** - Plain White with Gloss Finish²
- C** - Custom Artwork with Gloss Finish - Specify Custom Artwork Number¹
- 1** - Plain White with Gloss Finish with Magnetic Stripe²
- 3** - Custom Artwork with Gloss Finish with Magnetic Stripe - Specify Custom Artwork Number¹

iCLASS Seos Card Numbering³ (Select one option)

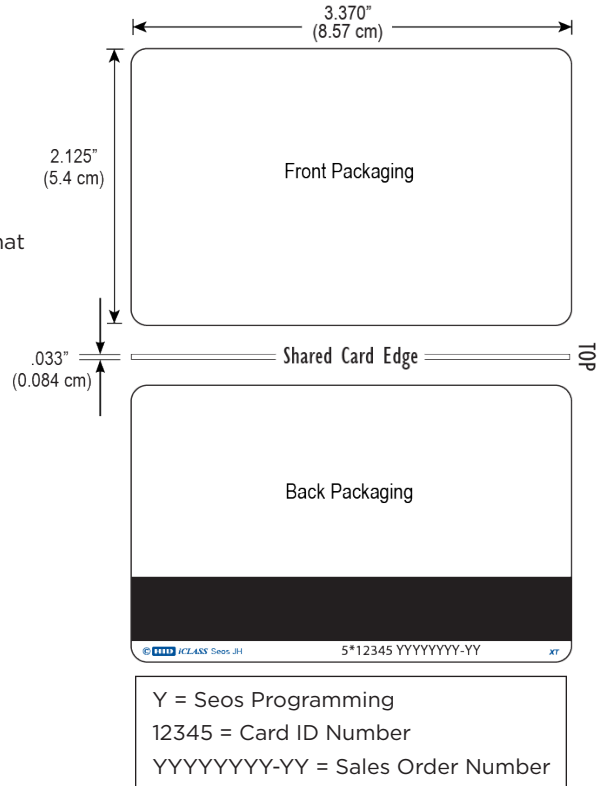
- M** - Sequential Matching Encoded/Printed (Inkjetted)⁵
- N** - No Printed Card Numbering
- S** - Sequential Encoded/Sequential Non-Matching Printed (Inkjetted)⁵
- R** - Random Encoded/Non-Matching Sequential Printed (Inkjetted)⁵
- A** - Sequential Matching Encoded/Printed (Laser Engraved)
- B** - Sequential Encoded/Sequential Non-Matching Printed (Laser Engraved)
- C** - Random Encoded/Non-Matching Sequential Printed (Laser Engraved)

Slot Punch⁴

- N** - No Slot Punch

125 kHz Card Numbering³ (Select one option)

- M** - Sequential Matching Encoded/Printed (Inkjetted)⁵
- N** - No Printed Card Numbering
- S** - Sequential Encoded/Sequential Non-Matching Printed (Inkjetted)⁵
- R** - Random Encoded/Non-Matching Sequential Printed (Inkjetted)⁵
- A** - Sequential Matching Encoded/Printed (Laser Engraved)
- B** - Sequential Encoded/Sequential Non-Matching Printed (Laser Engraved)
- C** - Random Encoded/Non-Matching Sequential Printed (Laser Engraved)



Option - Custom Artwork¹

_____ (Specify Artwork Number - Refer to the Custom Artwork Forms for new artwork)

Enter your final card options from check boxes above. Example: 5105PGGNNN

Final Part Number	510						N		-	(Options #)
--------------------------	-----	--	--	--	--	--	----------	--	---	--------------------

iCLASS Seos Card Programming Information

Format Number	Field Name(s) e.g. Facility Code	Value	QTY	Encoded Start Number	Encoded Stop Number
HID Elite ICE number				Printed Start Number	Printed Stop Number

125 kHz Card Programming Information

Format Number	Field Name(s) e.g. Facility Code	Value	QTY	Encoded Start Number	Encoded Stop Number
				Printed Start Number	Printed Stop Number

¹For new artwork files, contact Customer Service for custom artwork number, lead-times, and cost.

²Cards ordered with plain white front and back packaging, or custom artwork, will still have a small HID logo **HID** and reference number printed in the lower left-hand corner. The majority of part numbers are marked with sales order number, a custom part number is required to omit all marking from the card. Contact your local support representative for details.

³The Printed card number is placed in the bottom right-hand corner on the back of the card.

⁴Cards are not available with any slot punch option.

⁵Please note that cards shipped within the Americas are always laser-engraved. Inkjetted option is not available for these cards.

⁶Available with 7 byte static UID for ISO14443A UID migration and interoperability. This feature reduces privacy and is not recommended. Contact your local sales or pre-sales representative for details.

*The composite construction is recommended for all cards with over-laminate applied. Consult with the printer manufacturer prior to ordering.

PLEASE CONTACT US:
info@smartcardamerica.com
www.SmartCardAmerica.com

iCLASS Seos Card Programming Information

Format Number	Field Name(s) e.g. Facility Code	Value	QTY	Encoded Start Number	Encoded Stop Number
HID Elite ICE number				Printed Start Number	Printed Stop Number


iCLASS Card Programming Information

Format Number	Field Name(s) e.g. Facility Code	Value	QTY	Encoded Start Number	Encoded Stop Number
HID Elite ICE number				Printed Start Number	Printed Stop Number

125 kHz Card Programming Information

Format Number	Field Name(s) e.g. Facility Code	Value	QTY	Encoded Start Number	Encoded Stop Number
				Printed Start Number	Printed Stop Number

¹For new artwork files, contact Customer Service for custom artwork number, lead-times, and cost.

²Cards ordered with plain white front and back packaging, or custom artwork, will still have a small HID logo  and reference number printed in the lower left-hand corner and a slot punch target printed on the back of the card. The majority of part numbers are marked with sales order number, a custom part number is required to omit all marking from the card. Contact your local support representative for details.

³The Printed card number is placed in the bottom right-hand corner on the back of the card.

⁴Inkjetted option is not available for these cards.

⁵Cards are not available with any slot punch option.

⁶Available with 7 byte static UID for ISO14443A UID migration and interoperability. This feature reduces privacy and is not recommended. Contact your local sales or pre-sales representative for details.

*The composite construction is recommended for all cards with over-laminate applied. Consult with the printer manufacturer prior to ordering.

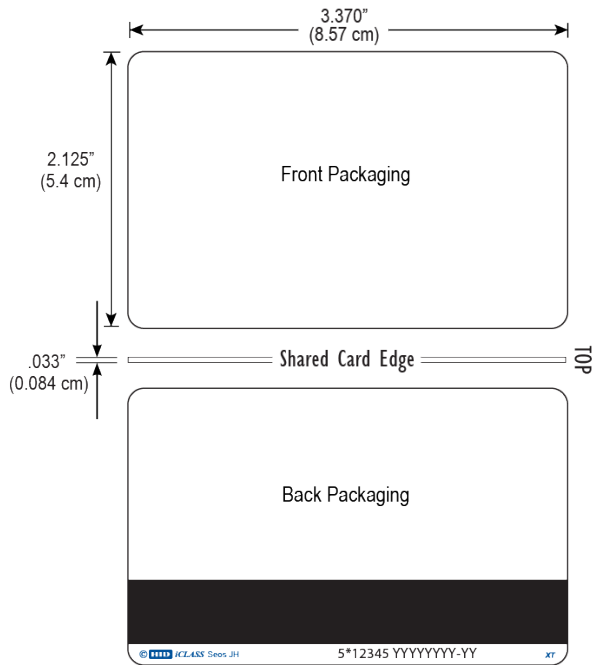
iCLASS Seos 8K with MIFARE Classic or DESFire EV1 Implementation - 5806/5906

Migration solution from MIFARE Classic 4K or MIFARE DESFire EV1 to Seos 8K in iCLASS SE platform.

Base Model 5806 Composite 40% Polyester / PVC* Seos 8K with MIFARE Classic 4K Implementation

Base Model 5906 Composite 40% Polyester / PVC* Seos 8K with MIFARE DESFire EV1 8K Implementation

This product requires additional qualification and test activities, please refer to [PLT-04003](#) for full technical details, product compatibility, part numbers and order process.



Y = Seos Programming
12345 = Card ID Number
YYYYYYYY-YY = Sales Order Number

Seos Key Fob - 526

Portable Credential for Key Ring Applications.

Designed for Single Technology iCLASS SE and iCLASS SE Express Readers.

- This product is not compatible with the multiCLASS SE reader family.
- Please ensure that this page is completed and submitted alongside your first order to activate part numbers.
- Allow 1-2 days for part activation.
- See datasheet for compatibility and performance details.

I have read the datasheet and understand that this product is not compatible with the multiCLASS SE reader family.

Name	
Company	

Ensure each required option has been checked with the appropriate choice to fulfill a completed order form.

Base Model 526

Memory Size

6- 8K Bytes

Secure Identity Object Programming (Select one option)

- P - Programmed with Secure Identity Object (SIO)
 V - Unprogrammed, for use with iCLASS SE Encoder

Front Packaging

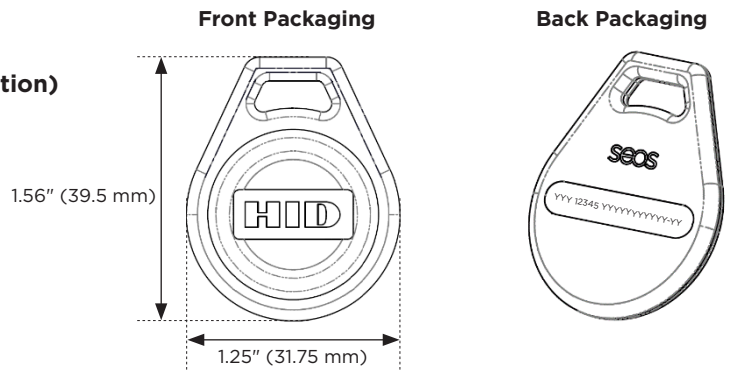
N - Black ABS body, grey TPE insert with HID logo

Back Packaging

N - Seos logo and marking panel

Key Numbering¹

- N - No external ID number
 A - Sequential Matching Encoded/Printed (Engraved)
 B - Sequential Encoded/Sequential Non-Matching Printed (Engraved)
 C - Random Encoded/Non-Matching Sequential Printed (Engraved)



Y = Seos Programming
 12345 = Card ID Number
 YYYYYYYY-YY = Sales Order Number

Enter your final options from the above selections. Example: 5266PNNA

Final Part Number	5266		N	N	
--------------------------	-------------	--	----------	----------	--

Seos Programming Information

Format Number	Field Name(s) e.g. Facility Code	Value	QTY	Encoded Start Number	Encoded Stop Number
HID Elite ICE number				Printed Start Number	Printed Stop Number

¹The ID number is marked on the back of the key fob, all options include a printed sales order number

²Available with 7 byte static UID for ISO14443A UID migration and interoperability. This feature reduces privacy and is not recommended. Contact your local sales or pre-sales representative for more information

Seos Clamshell - 565

Highly Durable Slot Punched Contactless Smart Card.

Ensure each required option has been checked with the appropriate choice to fulfill a completed order form.

Base Model 565

Memory Size

6- 8K Bytes

Secure Identity Object Programming (Select one option)

P - Programmed with Secure Identity Object (SIO)

V - Unprogrammed, for use with iCLASS SE Encoder

Front Packaging

M - Plain White Matte Vinyl with Seos logo

C - Custom Artwork - Specify Custom Artwork Number¹

Back Packaging

S - ABS Base with Molded HID Logo

C - Custom Artwork - Specify Custom Artwork Number¹

Key Numbering²

N - No external ID number

A - Sequential Matching Encoded/Printed (Engraved)

B - Sequential Encoded/Sequential Non-Matching Printed (Engraved)

C - Random Encoded/Non-Matching Sequential Printed (Engraved)

Slot Punch

V - Vertical Slot Punch

Enter your final options from the above selections. Example: 5656PMSAV

Final Part Number	5656					V
--------------------------	-------------	--	--	--	--	----------

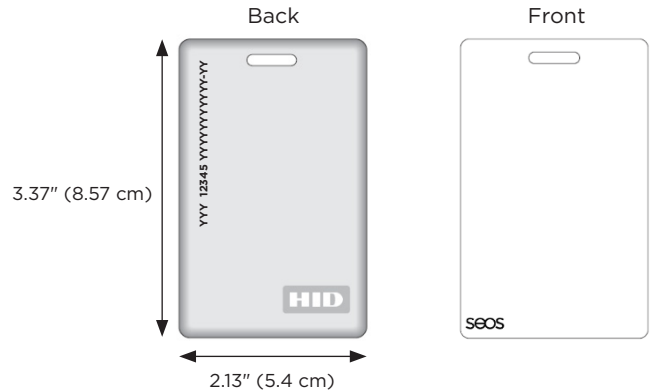
Seos Programming Information

Format Number	Field Name(s) e.g. Facility Code	Value	QTY	Encoded Start Number	Encoded Stop Number
HID Elite ICE number				Printed Start Number	Printed Stop Number

¹ For new artwork files, contact Customer Service for custom artwork number, lead-times, and cost

² The ID number is marked on the back of the clamshell, all options include a printed sales order number

Available with 7 byte static UID for ISO14443A UID migration and interoperability. This feature reduces privacy and is not recommended. Contact your local sales or pre-sales representative for more information.



iCLASS SE Credentials

iCLASS SE Card - 300 / 305

Added security into installations that do not contain standard iCLASS readers, these cards are not available with iCLASS programming. Ensure each required option has been checked with the appropriate choice to fulfill a completed order form.

Base Model 300 Standard PVC 305 Composite 40% Polyester / PVC*

iCLASS Memory Size and Allocation (Select one option)

- 0** - 2k Bits (256 Bytes) with 2 Application Areas
- 3** - 32k Bits (4K Bytes) Application areas 16k/2+16k/1
- 4** - 32k Bits (4K Bytes) Application areas 16k/16+16k/1

Secure Identity Object Programming

- P** - Programmed with Security Identity Object (SIO)
- V** - Unprogrammed, for use with iCLASS SE Encoder

Front Packaging (Select one option)

- G** - Plain White with Gloss Finish
- C** - Custom Artwork with Gloss Finish - Specify Custom Artwork Number¹

Back Packaging (Select one option)

- G** - Plain White with Gloss Finish²
- C** - Custom Artwork with Gloss Finish - Specify Custom Artwork Number¹
- 1** - Plain White with Gloss Finish with Magnetic Stripe²
- 3** - Custom Artwork with Gloss Finish with Magnetic Stripe - Specify Custom Artwork Number¹

Card Numbering³ (Select one option)

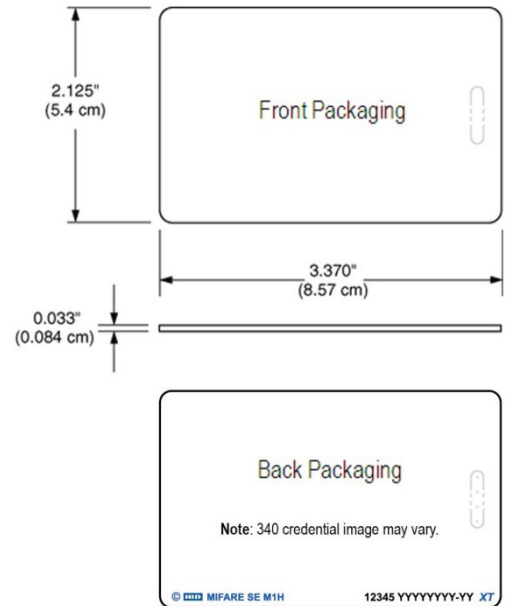
- M** - Sequential Matching Encoded/Printed (Inkjetted)⁷
- N** - No Printed Card Numbering
- S** - Sequential Encoded/Sequential Non-Matching Printed (Inkjetted)⁷
- R** - Random Encoded/Non-Matching Sequential Printed (Inkjetted)⁷
- A** - Sequential Matching Encoded/Printed (Laser Engraved)⁴
- B** - Sequential Encoded/Sequential Non-Matching Printed (Laser Engraved)⁴
- C** - Random Encoded/Non-Matching Sequential Printed (Laser Engraved)⁴

Slot Punch⁵ (Select one option)

- N** - No Slot Punch. This card can be slotted vertically, Printed Vertical Slot Indicators⁶
- B** - No Slot Punch. This card can be slotted horizontally, Printed Horizontal Slot Indicators⁶
- V** - Vertical Slot Punch
- H** - Horizontal Slot Punch⁶

Option - Custom Artwork¹

- _____ (Specify Artwork Number - Refer to the Custom Artwork Forms for new artwork)



Y = iCLASS Programming
12345 = Card ID Number
YYYYYYYY-YY = Sales Order Number


Enter your final card options from check boxes above. Example: 3000PGGNN

Final Part Number									-	(Options #)
-------------------	--	--	--	--	--	--	--	--	---	-------------

iCLASS Card Programming Information

Format #	Field Name(s) e.g. Facility Code	Value	QTY	Encoded Start Number	Encoded Stop Number
HID Elite ICE number				Printed Start Number	Printed Stop Number

¹For new artwork files, contact Customer Service for custom artwork number, lead-times, and cost.

²Cards ordered with plain white front and back packaging, or custom artwork, will still have a small HID logo  and reference number printed in the lower left-hand corner and a slot punch target printed on the back of the card. The majority of part numbers are marked with sales order number, a custom part number is required to omit all marking from the card. Contact your local support representative for details.

³The Printed card number is placed in the bottom right-hand corner on the back of the card.

⁴ For Laser Engraved Printed numbers, consult factory for lead times and cost.

⁵Cards are provided with an optional slot punch at no additional charge. Some video imaging printers cannot accommodate pre-slot punched cards.

⁶The ability to add a horizontal slot punch requires a different iCLASS antenna design. Users can expect a read range reduction of approximately 20% if they order options B or H for the Slot Punch.

⁷Please note that cards shipped within the Americas are always laser-engraved. Inkjetted option is not available for these cards.

*The composite construction is recommended for all cards with over-laminate applied. Consult with the printer manufacturer prior to ordering.

iCLASS SE + Prox Card - 315

Maximized compatibility with added security into installations that contain standard Prox credentials. These cards are not available with iCLASS programming, a composite fee applies to this card.

Ensure each required option has been checked with the appropriate choice to fulfill a completed order form.

Base Model 315 Composite 40% Polyester / PVC*

iCLASS Memory Size and Allocation (Select one option)

- 0** - 2k Bits (256 Bytes) with 2 Application Areas
- 3** - 32k Bits (4K Bytes) Application areas 16k/2+16k/1
- 4** - 32k Bits (4K Bytes) Application areas 16k/16+16k/1

Secure Identity Object Programming (Select one option)

- P** - Programmed with Security Identity Object (SIO), 125 kHz HID Prox unprogrammed
- R** - Both interfaces programmed: iCLASS with Security Identity Object (SIO), 125 kHz programmed with HID or Indala format

Front Packaging (Select one option)

- G** - Plain White with Gloss Finish
- C** - Custom Artwork with Gloss Finish - Specify Custom Artwork Number¹

Back Packaging (Select one option)

- G** - Plain White with Gloss Finish²
- C** - Custom Artwork with Gloss Finish - Specify Custom Artwork Number¹
- 1** - Plain White with Gloss Finish with Magnetic Stripe²
- 3** - Custom Artwork with Gloss Finish with Magnetic Stripe - Specify Custom Artwork Number¹

13.56 MHz iCLASS Card Numbering³ (Select one option)

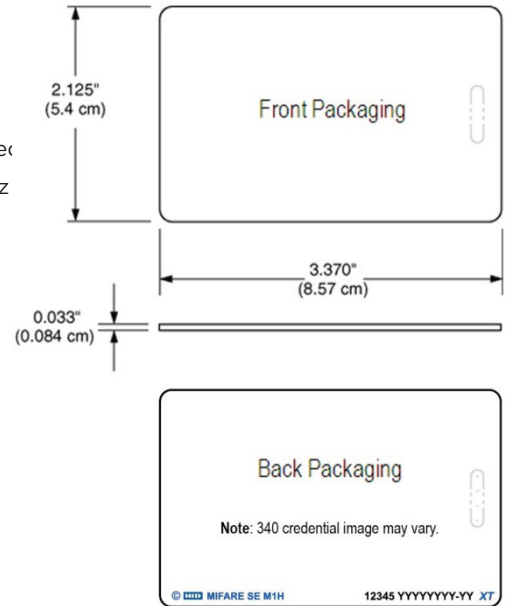
- M** - Sequential Matching Encoded/Printed (Inkjetted)⁵
- N** - No Printed Card Numbering
- S** - Sequential Encoded/Sequential Non-Matching Printed (Inkjetted)⁵
- R** - Random Encoded/Non-Matching Sequential Printed (Inkjetted)⁵
- A** - Sequential Matching Encoded/Printed (Laser Engraved)
- B** - Sequential Encoded/Sequential Non-Matching Printed (Laser Engraved)⁴
- C** - Random Encoded/Non-Matching Sequential Printed (Laser Engraved)

Slot Punch⁵ (Select one option)

- N** - No Slot Punch. This card can be slotted vertically, Printed Vertical Slot Indicators
- V** - Vertical Slot Punch

125 kHz Card Numbering³ (Select one option)

- M** - Sequential Matching Encoded/Printed (Inkjetted)⁵
- N** - No Printed Card Numbering
- S** - Sequential Encoded/Sequential Non-Matching Printed (Inkjetted)⁵
- R** - Random Encoded/Non-Matching Sequential Printed (Inkjetted)⁵
- A** - Sequential Matching Encoded/Printed (Laser Engraved)
- B** - Sequential Encoded/Sequential Non-Matching Printed (Laser Engraved)
- C** - Random Encoded/Non-Matching Sequential Printed (Laser Engraved)



Y = iCLASS Programming
12345 = Card ID Number
YYYYYYYY-YY = Sales Order Number

iCLASS SE Key - 325

The iCLASS SE contactless smart Key offers read/write capability while leveraging Security Identity Object for increased security. Attach to a key ring or badge clip for convenient use. The iCLASS SE key is not available with iCLASS programming.

Ensure each required option has been checked with the appropriate choice to fulfill a completed order form.

325 Base Model

iCLASS Memory Size and Allocation (Select one option)

- 0** - 2k Bits (256 Bytes) with 2 Application Areas
- 3** - 32k Bits (4K Bytes) Application areas 16k/2+16k/1
- 4** - 32k Bits (4K Bytes) Application areas 16k/16+16k/1

Secure Identity Object Programming (Select one option)

- P** - Programmed with Security identity Object (SIO)
- V** - Unprogrammed, for use with iCLASS SE Encoder

Front Packaging

N - iCLASS Key II - Black with blue insert. Includes HID Standard Artwork

Back Packaging

N - None

Key Numbering

- M** - Sequential Matching Encoded/Printed (Inkjetted)⁴
- N** - No Printed Key Numbering
- S** - Sequential Encoded/Sequential Non-Matching Printed (Inkjetted)⁴
- R** - Random Encoded/Non-Matching Sequential Printed (Inkjetted)⁴
- A** - Sequential Matching Encoded/Printed (Engraved)
- B** - Sequential Encoded/Sequential Non-Matching Printed (Engraved)
- C** - Random Encoded/Non-Matching Sequential Printed (Engraved)

Additional Options³

N - None

Enter your final card options from the above selections. Example: 3250PNNMN

Final Part Number	325			N	N		N
--------------------------	------------	--	--	----------	----------	--	----------

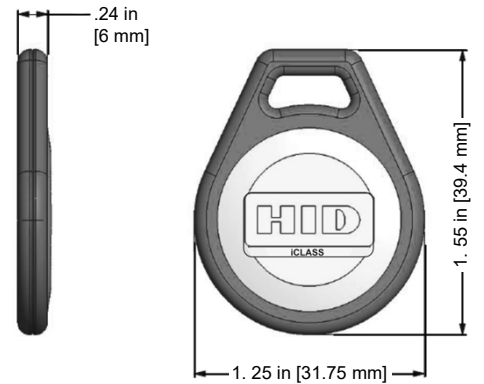
iCLASS Key Programming Information

Format Number	Field Name(s) e.g. Facility Code	Value	QTY	Encoded Start Number	Encoded Stop Number
HID Elite ICE Number				Printed Start Number	Printed Stop Number

¹The Printed key number is placed on the back of the key.

²Key Ring sold separately (Part Number: 57-0001-02).

⁴Please note that cards shipped within the Americas are always laser-engraved. Inkjetted option is not available for these cards.



Shown - Front Packaging Option N

iCLASS SE Tag - 330

The iCLASS SE contactless smart Tag offers read/write capability while leveraging Security Identity Object for increased security. iCLASS SE enable existing credentials or non-metallic devices such as cell phones or PDAs by adhering the iCLASS Tag. The iCLASS SE Tag is not available with iCLASS programming. Ensure each required option has been checked with the appropriate choice to fulfill a completed order form.

330 Base Model

iCLASS Memory Size and Allocation (Select one option)

- 0** - 2k Bits (256 Bytes) with 2 Application Areas
- 3** - 32k Bits (4K Bytes) Application areas 16k/2+16k/1
- 4** - 32k Bits (4K Bytes) Application areas 16k/16+16k/1

Secure Identity Object Programming (Select one option)

- P** - Programmed with Secure Identity Object (SIO).
- V** - Unprogrammed, for use with iCLASS SE Encoder

Front Packaging (Select one option)

- K** - Black with HID Standard Artwork
- C** - Custom Artwork - Specify Custom Artwork Number²

Back Packaging

- S** - Adhesive Backing

Tag Numbering¹(Select one option)

- M** - Sequential Matching Encoded/Printed (Inkjetted)⁴
- N** - No Printed Tag Numbering
- S** - Sequential Encoded/Sequential Non-Matching Printed (Inkjetted)⁴
- R** - Random Encoded/Non-Matching Sequential Printed (Inkjetted)⁴

Slot Punch

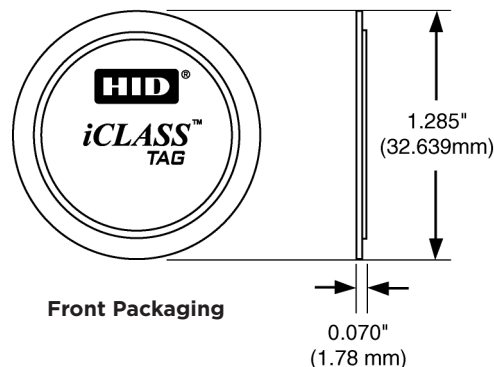
- N** - None

Option - Custom Artwork¹

_____ (Specify Artwork Number - Refer to the Custom Artwork Forms for new artwork)

Enter your final Tag options from check boxes above. Example: 3302PSSNN

Final Part Number	330				S		N	-	(Options #)
--------------------------	------------	--	--	--	----------	--	----------	----------	--------------------



iCLASS Tag Programming Information

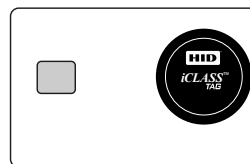
Format Number	Field Name(s) e.g. Facility Code	Value	QTY	Encoded Start Number	Encoded Stop Number
HID Elite ICE #				Printed Start Number	Printed Stop Number

¹The Printed tag number is placed on the back of the tag.


²For new artwork files, contact Customer Service for custom artwork number, lead-times, minimum order quantities, and cost.

³The iCLASS Tag is not for use on cards that use full insertion or tractor feed type readers.

⁴Please note that cards shipped within the Americas are always laser-engraved. Inkjetted option is not available for these cards.



Contact Smart Chip



Magnetic Stripe card

Do not adhere to metal surfaces. Metal shields the RF, making the tag inoperable. Due to variations in cards and reading devices, HID does not claim that the iCLASS Tag will work in every situation. Functional and non-functional iCLASS Tags are available for compatibility testing with existing credential and reader technologies. Compatibility should be confirmed prior to ordering.

iCLASS SE Clamshell Card - 335

Added security into installations that do not contain standard iCLASS readers, these cards are not available with iCLASS programming. Ensure each required option has been checked with the appropriate choice to fulfill a completed order form.

335 Base Model

imageiCLASS Memory Size and Allocation (Select one option)

O - 2k Bits (256 Bytes) with 2 Application Areas

Secure Identity Object Programming (Select one option)

- P** - Programmed with Security Identity Object (SIO)
- V** - Unprogrammed, for use with iCLASS SE Encoder

Front Packaging (Select one option)

- M** - Plain White Vinyl with Matte Finish
- G** - Plain White with Gloss Finish
- C** - Custom Artwork - Specify Custom Artwork Number¹

Back Packaging (Select one option)

- S** - Base with Molded HID Logo
- C** - Custom Artwork - Specify Custom Artwork Number¹

Card Numbering² (Select one option)

- M** - Sequential Matching Encoded/Printed (Inkjetted)⁴
- N** - No Printed Card Numbering
- S** - Sequential Encoded/Sequential Non-Matching Printed (Inkjetted)³
- R** - Random Encoded/Non-Matching Sequential Printed (Inkjetted)³

Slot Punch

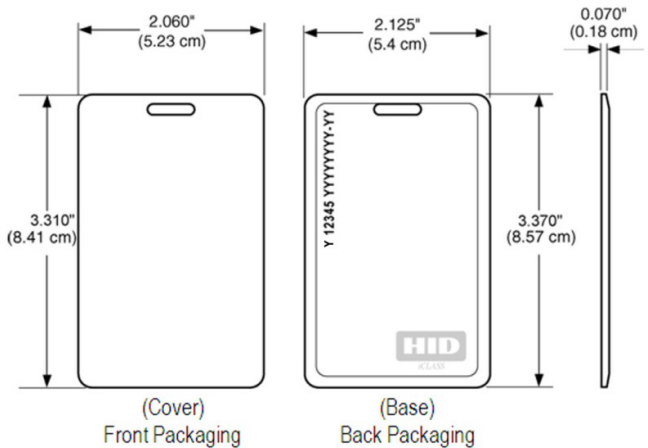
V - Vertical Slot Punch

Option - Custom Artwork²

_____ (Specify Artwork Number - Refer to the Custom Artwork Forms for new Artwork)

Enter your final card options from check boxes above. Example: 3350PMSMV

Final Part Number	335						V	-	(Options #)
--------------------------	------------	--	--	--	--	--	----------	----------	--------------------



Y = iCLASS Programming
12345 = Card ID Number
YYYYYYYY-YY = Sales Order Number

iCLASS Card Programming Information

Format Number	Field Name(s) e.g. Facility Code	Value	QTY	Encoded Start Number	Encoded Stop Number
HID Elite ICE #				Printed Start Number	Printed Stop Number

¹For new artwork files, contact Customer Service for custom artwork number, lead-times, and cost.

²The Printed card number is placed in the top left-hand corner on the back of the card. HID logo molded into base on back. The majority of part numbers are marked with sales order number, a custom part number is required to omit all marking from the card. Contact your local support representative for details.

³Please note that cards shipped within the Americas are always laser-engraved. Inkjetted option is not available for these cards.

iCLASS SE + Other HF Card - 391

The SIO-Enabled iCLASS with MIFARE Classic or MIFARE DESFire EV1 contactless smart card offers multiple High Frequency technologies to simplify card issuance for diverse systems or migration projects. This card offers maximized compatibility installations that contain iCLASS SE or MIFARE Classic / MIFARE DESFire EV1 credentials.

Ensure each required option has been checked with the appropriate choice to fulfill a completed order form.

Base Model 391 Composite 40% Polyester / PVC*

iCLASS Memory Size and Allocation (Select one option)

- 0** - 2k Bits (256 Bytes) with 2 Application Areas
(only available with MIFARE Classic 1K)
- 3** - 32k Bits (4K Bytes) Application areas 16k/2+16k/1
- 4** - 32k Bits (4K Bytes) Application areas 16k/16+16k/1

Card Programming (Select one option)

- R** - iCLASS programmed with Secure Identity Object (SIO), 2nd Technology programmed with Secure Identity Object (SIO)
- P** - iCLASS programmed with Secure Identity Object (SIO), 2nd Technology unprogrammed for use with iCLASS SE encoder (HID MIFARE or custom encoding)
- K** - iCLASS programmed with Secure Identity Object (SIO), 2nd Technology programmed with HID MIFARE Classic or custom MIFARE Classic (option M or N 2nd HF only).
- A** - iCLASS unprogrammed for use with iCLASS SE Encoder, 2nd Technology programmed with Secure Identity Object (SIO)
- B** - iCLASS unprogrammed for use with iCLASS SE Encoder, 2nd Technology unprogrammed for use With iCLASS SE encoder (HID MIFARE or custom encoding)
- V** - iCLASS unprogrammed for use with iCLASS SE Encoder, 2nd Technology unprogrammed for use with iCLASS SE encoder (SIO, HID MIFARE or custom encoding)

2nd High Frequency Technology (Select one option)

- M** - MIFARE Classic 1K Bytes (only available with iCLASS 2k bits)
- N** - MIFARE Classic 4K Bytes
- K** - MIFARE DESFire EV1 8K Bytes

Front Packaging (Select one option)

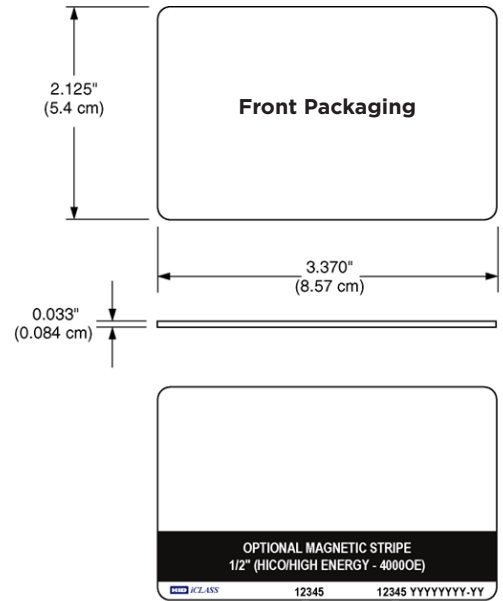
- G** - Plain White with Gloss Finish
- C** - Custom Artwork with Gloss Finish - Specify Custom Artwork Number¹

Back Packaging (Select one option)

- G** - Plain White with Gloss Finish²
- C** - Custom Artwork with Gloss Finish - Specify Custom Artwork Number¹
- 1** - Plain White with Gloss Finish with Magnetic Stripe²
- 3** - Custom Artwork with Gloss Finish with Magnetic Stripe - Specify Custom Artwork Number¹

iCLASS SE Card Numbering³ (Select one option)

- M** - Sequential Matching Encoded/Printed (Inkjetted)⁶
- N** - No Printed Card Numbering
- S** - Sequential Encoded/Sequential Non-Matching Printed (Inkjetted)⁵
- R** - Random Encoded/Non-Matching Sequential Printed (Inkjetted)⁵
- A** - Sequential Matching Encoded/Printed (Laser Engraved)
- B** - Sequential Encoded/Sequential Non-Matching Printed (Laser Engraved)
- C** - Random Encoded/Non-Matching Sequential Printed (Laser Engraved)



12345 = Card ID Number
YYYYYYYY-YY = Sales Order Number

Slot Punch

IMPORTANT - Dual High Frequency credentials do not allow a slot punch due to the antenna design. HID recommends using a badge holder to attach this card to a lanyard or badge clip.

N - No Slot Punch

2nd High Frequency Technology Card Numbering³ (Select one option)

- M** - Sequential Matching Encoded/Printed (Inkjetted)⁵
- N** - No Printed Card Numbering
- S** - Sequential Encoded/Sequential Non-Matching Printed (Inkjetted)⁵
- R** - Random Encoded/Non-Matching Sequential Printed (Inkjetted)⁵
- A** - Sequential Matching Encoded/Printed (Laser Engraved)
- B** - Sequential Encoded/Sequential Non-Matching Printed (Laser Engraved)
- C** - Random Encoded/Non-Matching Sequential Printed (Laser Engraved)

Option - Custom Artwork¹

_____ (Specify Artwork Number - Refer to the Custom Artwork Forms for new artwork)

Enter your final card options from the above selections. Example: 3914RNGCMNM

Final Part Number							N		-	(Options #)
--------------------------	--	--	--	--	--	--	----------	--	----------	--------------------


iCLASS SE Card Programming Information

Format Number	Field Name(s) e.g. Facility Code	Value	QTY	Encoded Start Number	Encoded Stop Number
HID Elite ICE #				Printed Start Number	Printed Stop Number

2nd 13.56 MHz technology Card Programming Information

Format Number	Field Name(s) e.g. Facility Code	Value	QTY	Encoded Start Number	Encoded Stop Number
HID Elite ICE #				Printed Start Number	Printed Stop Number

¹For new artwork files, contact Customer Service for custom artwork number, lead-times, and cost.

²Cards ordered with plain white front and back packaging, or custom artwork, will still have a small HID logo  and reference number printed in the lower left-hand corner and a slot punch target printed on the back of the card. The majority of part numbers are marked with sales order number, a custom part number is required to omit all marking from the card. Contact your local support representative for details.

⁵Please note that cards shipped within the Americas are always laser-engraved. Inkjetted option is not available for these cards.

*The composite construction is recommended for all cards with over-laminate applied. Consult with the printer manufacturer prior to ordering.

PLEASE CONTACT US:
info@smartcardamerica.com
www.SmartCardAmerica.com

iCLASS SE + Other 13.56 MHz + Prox Card - 396

The SIO-enabled card with MIFARE Classic or MIFARE DESFire EV1 contactless smart card as well as HID Proximity offers multiple High Frequency technologies to simplify card issuance for diverse systems or migration projects. This card offers maximized compatibility into installations that contain iCLASS SE or MIFARE Classic / MIFARE DESFire EV1 credentials.

Ensure each required option has been checked with the appropriate choice to fulfill a completed order form.

Base Model 396 Composite 40% Polyester / PVC*

iCLASS SE Memory Size and Allocation (Select one option)

- 0** - 2k Bits (256 Bytes) with 2 Application Areas (only available with MIFARE Classic 1K)
- 3** - 32k Bits (4K Bytes) Application areas 16k/2+16k/1
- 4** - 32k Bits (4K Bytes) Application areas 16k/16+16k/1

13.56 MHz Technology Card Programming (Select one option)

- R** - iCLASS programmed with Secure Identity Object (SIO), 2nd Technology programmed with eCure Identity Object (SIO)
- P** - CLASS programmed with Secure Identity Object (SIO), 2nd Technology unprogrammed for Use with iCLASS SE encoder (HID MIFARE or custom encoding)
- A** - iCLASS unprogrammed for use with iCLASS SE Encoder, 2nd Technology programmed with Secure Identity Object (SIO)
- V** - iCLASS unprogrammed for use with iCLASS SE Encoder, 2nd Technology unprogrammed for use with iCLASS SE encoder (SIO, HID MIFARE or custom encoding)

2nd High Frequency (13.56 MHz) Technology (Select one option)

- M** - MIFARE Classic 1K Bytes (only available with iCLASS 2k bits)
- N** - MIFARE Classic 4K Bytes
- K** - MIFARE DESFire EV1 8K Bytes

125 kHz Technology Card Programming (Select one option)

- P** - Programmed with HID Prox or Indala format.
- C** - Programmed with CASI Prox.
- N** - Unprogrammed HID Prox.

Front Packaging (Select one option)

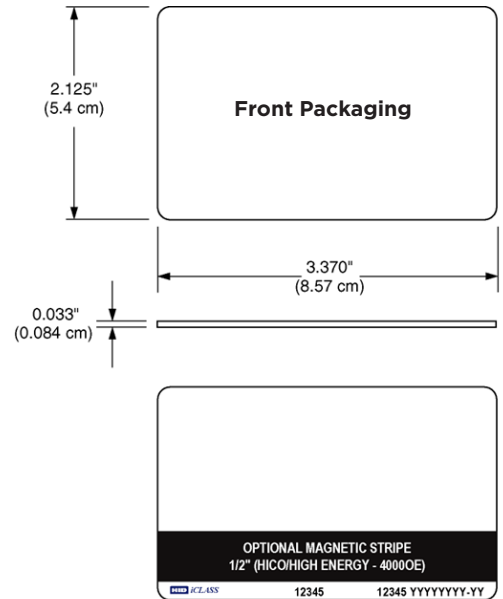
- G** - Plain White with Gloss Finish
- C** - Custom Artwork with Gloss Finish - Specify Custom Artwork Number¹

Back Packaging (Select one option)

- G** - Plain White with Gloss Finish²
- C** - Custom Artwork with Gloss Finish - Specify Custom Artwork Number¹
- 1** - Plain White with Gloss Finish with Magnetic Stripe²
- 3** - Custom Artwork with Gloss Finish with Magnetic Stripe - Specify Custom Artwork Number¹

iCLASS SE Card Numbering³ (Select one option)

- M** - Sequential Matching Encoded/Printed (Inkjetted)⁵
- N** - No Printed Card Numbering
- S** - Sequential Encoded/Sequential Non-Matching Printed (Inkjetted)⁴
- R** - Random Encoded/Non-Matching Sequential Printed (Inkjetted)⁴
- A** - Sequential Matching Encoded/Printed (Laser Engraved)




12345 = Card ID Number
YYYYYYYY-YY = Sales Order Number

125 kHz Programming Information

Format Number	Field Name(s) e.g. Facility Code	Value	QTY	Encoded Start Number	Encoded Stop Number
				Printed Start Number	Printed Stop Number

¹For new artwork files, contact Customer Service for custom artwork number, lead-times, and cost.

²Cards ordered with plain white front and back packaging, or custom artwork, will still have a small HID logo  and reference number printed in the lower left-hand corner and a slot punch target printed on the back of the card. The majority of part numbers are marked with sales order number, a custom part number is required to omit all marking from the card. Contact your local support representative for details.

³The Printed card number is placed in the bottom right-hand corner for iCLASS 13.56 MHz and in the bottom center for 125 kHz Proximity on the back of the card.

⁴Please note that cards shipped within the Americas are always laser-engraved. Inkjetted option is not available for these cards.

*The composite construction is recommended for all cards with over-laminate applied. Consult with the printer manufacturer prior to ordering.

iCLASS Credentials

iCLASS Card - 200 / 210

iCLASS cards can be ordered either with both SIO and iCLASS programming or iCLASS programming only. Ensure each required option has been checked with the appropriate choice to fulfill a completed order form.

Base Model: 200 Standard PVC 210 Composite 40% Polyester / PVC*

iCLASS Memory Size and Allocation (Select one option)

- 0** - 2k Bits (256 Bytes) with 2 Application Areas
- 3** - 32k Bits (4K Bytes) Application areas 16k/2+16k/1
- 4** - 32k Bits (4K Bytes) Application areas 16k/16+16k/1

iCLASS Programming (Select one option)

- HP** - Programmed with Security Identity Object (SIO) and standard iCLASS Access Control Application (**Recommended**)¹
- P** - Programmed with standard iCLASS Access Control Application
- C** - Unprogrammed, for use with iCLASS SE Encoder

Front Packaging (Select one option)

- G** - Plain White with Gloss Finish
- C** - Custom Artwork with Gloss Finish - Specify Custom Artwork Number²

Back Packaging (Select one option)

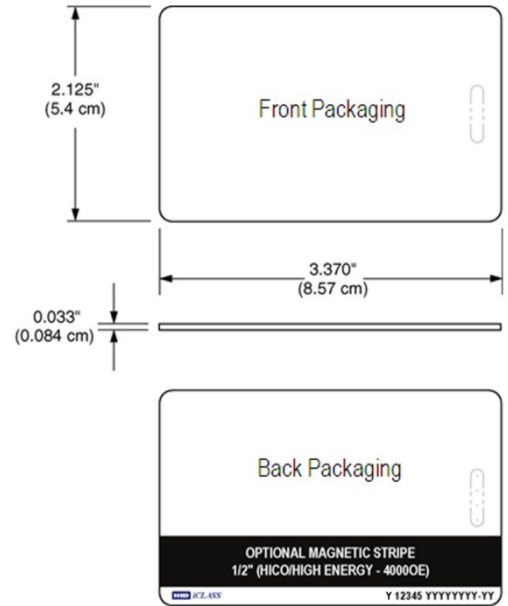
- G** - Plain White with Gloss Finish³
- C** - Custom Artwork with Gloss Finish - Specify Custom Artwork Number²
- 1** - Plain White with Gloss Finish with Magnetic Stripe³
- 3** - Custom Artwork with Gloss Finish with Magnetic Stripe - Specify Custom Artwork Number²

Card Numbering⁴ (Select one option)

- M** - Sequential Matching Encoded/Printed (Inkjetted)⁸
- N** - No Printed Card Numbering
- S** - Sequential Encoded/Sequential Non-Matching Printed (Inkjetted)⁷
- R** - Random Encoded/Non-Matching Sequential Printed (Inkjetted)⁷
- A** - Sequential Matching Encoded/Printed (Laser Engraved)
- B** - Sequential Encoded/Sequential Non-Matching Printed (Laser Engraved)
- C** - Random Encoded/Non-Matching Sequential Printed (Laser Engraved)

Slot Punch⁵ (Select one option)

- N** - No slot punch, This card can be slotted vertically, Printed Vertical Slot Indicators
- B** - No Slot Punch, This card can be slotted horizontally, Printed Horizontal Slot Indicators⁷
- V** - Vertical Slot Punch
- H** - Horizontal Slot Punch⁶



Y = iCLASS Programming
12345 = Card ID Number
YYYYYYYY-YY = Sales Order Number

Option - Custom Artwork²

_____ (Specify Artwork Number - Refer to the Custom Artwork Forms for new artwork)

Enter your final card options from check boxes above. Example: 2000HPGGNN


Final Part Number								-	(Options #)
--------------------------	--	--	--	--	--	--	--	---	--------------------

iCLASS Card Programming Information

Format Number	Field Name(s) e.g. Facility Code	Value	QTY	Encoded Start Number	Encoded Stop Number
HID Elite ICE #				Printed Start Number	Printed Stop Number

¹Secure Identity Object (SIO) Programming is not mandatory but highly recommended. If SIO programming is not selected the letter H should be left out from Final Part Number, for example: 2000PGGNN

²For new artwork files, contact Customer Service for custom artwork number, lead-times, and cost.

³Cards ordered with plain white front and back packaging, or custom artwork, will still have a small HID logo  and reference number printed in the lower left-hand corner and a slot punch target printed on the back of the card. The majority of part numbers are marked with sales order number, a custom part number is required to omit all marking from the card. Contact your local support representative for details.

⁴The Printed card number is placed in the bottom right-hand corner on the back of the card.

⁵Cards are provided with an optional slot punch at no additional charge. Some video imaging printers cannot accommodate pre-slot punched cards.

⁶The ability to add a horizontal slot punch requires a different iCLASS antenna design. Users can expect a read range reduction of approximately 20% if they order option H for the Slot Punch.

⁷Please note that cards shipped within the Americas are always laser-engraved. Inkjetted option is not available for these cards.

*The composite construction is recommended for all cards with over-laminate applied. Consult with the printer manufacturer prior to ordering.

iCLASS + Prox card - 212

iCLASS + Prox cards can be ordered either with both SIO and iCLASS programming or iCLASS programming only, a composite fee applies to this card.

Ensure each required option has been checked with the appropriate choice to fulfill a completed order form.

Base Model 212 Composite 40% Polyester / PVC*

iCLASS Memory Size and Allocation (Select one option)

- 0** - 2k Bits (256 Bytes) with 2 Application Areas
- 3** - 32k Bits (4K Bytes) Application areas 16k/2+16k/1
- 4** - 32k Bits (4K Bytes) Application areas 16k/16+16k/1

Programming (Select one option)

- HP** - Programmed with Security Identity Object (SIO), and standard iCLASS access control application, 25 kHz Unprogrammed.¹
- HB** - Programmed with Security Identity Object (SIO), and standard iCLASS access control application, 125 kHz 125 kHz programmed with HID Prox or Indala format
- P** - Programmed with standard iCLASS access control application, 125 kHz HID Prox unprogrammed for use with iCLASS SE Encoder
- B** - 125 kHz Programmed with HID Prox or Indala format, iCLASS programmed with standard access control application
- C** - iCLASS Unprogrammed, for use with iCLASS SE Encoder, HID Prox unprogrammed for use with iCLASS SE Encoder
- A** - iCLASS Unprogrammed, for use with iCLASS SE Encoder, 125 kHz programmed with HID Prox or Indala format
- M** - iCLASS Programmed, HITAG2 blank.
- I** - iCLASS configured field programmable, HITAG2 blank.

Front Packaging (Select one option)

- G** - Plain White with Gloss Finish
- C** - Custom Artwork with Gloss Finish - Specify Custom Artwork Number²

Back Packaging (Select one option)

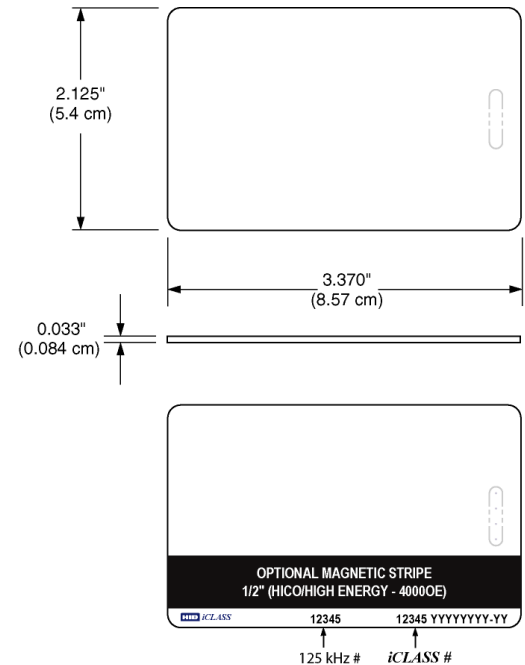
- G** - Plain White with Gloss Finish³
- C** - Custom Artwork with Gloss Finish - Specify Custom Artwork Number²
- 1** - Plain White with Gloss Finish with Magnetic Stripe³
- 3** - Custom Artwork with Gloss Finish with Magnetic Stripe - Specify Custom Artwork Number²

iCLASS Card Numbering⁴ (Select one option)

- M** - Sequential Matching Encoded/Printed (Inkjetted)⁷
- N** - No Printed Card Numbering
- S** - Sequential Encoded/Sequential Non-Matching Printed (Inkjetted)⁶
- R** - Random Encoded/Non-Matching Sequential Printed (Inkjetted)⁶
- A** - Sequential Matching Encoded/Printed (Laser Engraved)
- B** - Sequential Encoded/Sequential Non-Matching Printed (Laser Engraved)
- C** - Random Encoded/Non-Matching Sequential Printed (Laser Engraved)

Slot Punch⁵ (Select one option)

- V** - Vertical Slot Punch
- N** - No slot punch, This card can be slotted vertically, Printed Vertical Slot Indicators



12345 = Card ID Number
YYYYYYYY-YY = Sales Order Number

iCLASS Key - 205

The iCLASS Key can be ordered either with both SIO and iCLASS programming or iCLASS programming only. Attach to a key ring or badge clip for convenient use.

Ensure each required option has been checked with the appropriate choice to fulfill a completed order form.

Base Model 205 Base Model

iCLASS Memory Size and Allocation (Select one option)

- 0** - 2k Bits (256 Bytes) with 2 Application Areas
- 3** - 32k Bits (4K Bytes) Application areas 16k/2+16k/1
- 4** - 32k Bits (4K Bytes) Application areas 16k/16+16k/1

Programming (Select one option)

- H** - Programmed with Security Identity Object (SIO) and standard iCLASS access control application (**Recommended**)
- P** - Programmed iCLASS standard access control application only
- C** - iCLASS Unprogrammed, for use with iCLASS SE Encoder

Front Packaging

- N** - iCLASS Key II - Black with blue insert. Includes HID Standard Artwork

Back Packaging

- N** - None

Key Numbering1 (Select one option)

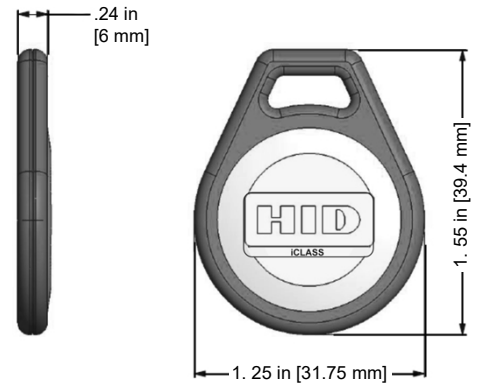
- M** - Sequential Matching Encoded/Printed (Inkjetted)⁴
- N** - No Printed Key Numbering
- S** - Sequential Encoded/Sequential Non-Matching Printed (Inkjetted)³
- R** - Random Encoded/Non-Matching Sequential Printed (Inkjetted)³
- A** - Sequential Matching Encoded/Printed (Engraved)
- B** - Sequential Encoded/Sequential Non-Matching Printed (Engraved)
- C** - Random Encoded/Non-Matching Sequential Printed (Engraved)

Additional Options³

- N** - None

Enter your final card options from the above selections. Example: 2050HNNMN

Final Part Number	205			N	N		N
--------------------------	------------	--	--	----------	----------	--	----------



iCLASS Key Programming Information

Format Number	Field Name(s) e.g. Facility Code	Value	QTY	Encoded Start Number	Encoded Stop Number
HID Elite ICE #				Printed Start Number	Printed Stop Number

¹The Printed key number is placed on the back of the key.

²Key Ring sold separately (Part Number: 57-0001-02).

³Please note that cards shipped within the Americas are always laser-engraved. Inkjetted option is not available for these cards.

iCLASS Tag - 206

The iCLASS contactless smart Tag can be ordered either with both SIO and iCLASS programming or iCLASS programming only. iCLASS enable existing credentials or non-metallic devices such as cell phones or PDAs by adhering the iCLASS Tag.

Ensure each required option has been checked with the appropriate choice to fulfill a completed order form.

206 Base Model

iCLASS Memory Size and Allocation (Select one option)

- 0 - 2k Bits (256 Bytes) with 2 Application Areas
- 3 - 32k Bits (4K Bytes) Application areas 16k/2+16k/1
- 4 - 32k Bits (4K Bytes) Application areas 16k/16+16k/1

iCLASS Programming information (Select one option)

- H - Programmed with Security Identity Object (SIO) and standard iCLASS access control application. (Recommended)
- P - Programmed with iCLASS access control application only
- C - iCLASS Unprogrammed, for use with iCLASS SE Encoder

Front Packaging (Select one option)

- K - Black with HID Standard Artwork
- C - Custom Artwork - Specify Custom Artwork Number²

Back Packaging

- S - Adhesive Backing

Tag Numbering¹ (Select one option)

- M - Sequential Matching Encoded/Printed (Inkjetted)⁴
- N - No Printed Tag Numbering
- S - Sequential Encoded/Sequential Non-Matching Printed (Inkjetted)⁴
- R - Random Encoded/Non-Matching Sequential Printed (Inkjetted)⁴

Slot Punch

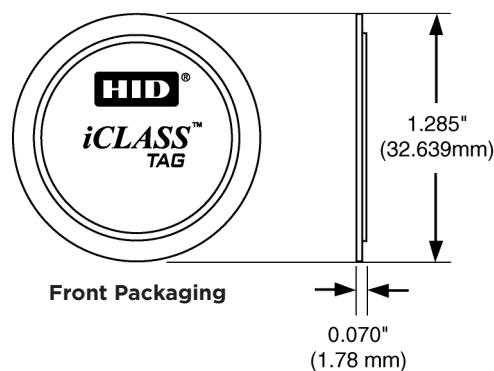
- N - None

Option - Custom Artwork¹

- _____ (Specify Artwork Number - Refer to the Custom Artwork Forms for new artwork)

Enter your final Tag options from check boxes above. Example: 2060HSSNN

Final Part Number	206				S		N	-	(Options #)
--------------------------	------------	--	--	--	----------	--	----------	----------	--------------------



iCLASS Tag Programming Information

Format Number	Field Name(s) e.g. Facility Code	Value	QTY	Encoded Start Number	Encoded Stop Number
HID Elite ICE #				Printed Start Number	Printed Stop Number

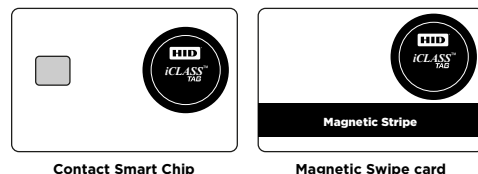
¹The Printed tag number is placed on the back of the tag.

²For new artwork files, contact Customer Service for custom artwork number, lead-times, minimum order quantities, and cost.

³The iCLASS Tag is not for use on cards that use full insertion or tractor feed type readers.

⁴Please note that cards shipped out of the Americas are always laser-engraved. Inkjetted option is not available for these cards.

Do not adhere to metal surfaces. Metal shields the RF, making the tag inoperable. Due to variations in cards and reading devices, HID does not claim that the iCLASS Tag will work in every situation. Functional and non-functional iCLASS Tags are available for compatibility testing with existing credential and reader technologies. Compatibility should be confirmed prior to ordering.



iCLASS Clamshell Card - 208

Can be ordered either with both SIO and iCLASS programming or iCLASS programming only.

Ensure each required option has been checked with the appropriate choice to fulfill a completed order form.

208 Base Model

iCLASS Memory Size and Allocation

O - 2k Bits (256 Bytes) with 2 Application Areas

iCLASS Programming (Select one option)

- HP** - Programmed with Security Identity Object (SIO) and standard iCLASS access control application. **(Recommended)**¹
- P** - Programmed with standard iCLASS access control application only
- C** - iCLASS Unprogrammed, for use with iCLASS SE Encoder

Front Packaging (Select one option)

- M** - Plain White Vinyl with Matte Finish
- G** - Plain White with Gloss Finish
- C** - Custom Artwork - Specify Custom Artwork Number²

Back Packaging (Select one option)

- S** - Base with Molded HID Logo
- C** - Custom Artwork - Specify Custom Artwork Number²

Card Numbering³ (Select one option)

- M** - Sequential Matching Encoded/Printed (Inkjetted)³
- N** - No Printed Card Numbering
- S** - Sequential Encoded/Sequential Non-Matching Printed (Inkjetted)³
- R** - Random Encoded/Non-Matching Sequential Printed (Inkjetted)³

Slot Punch

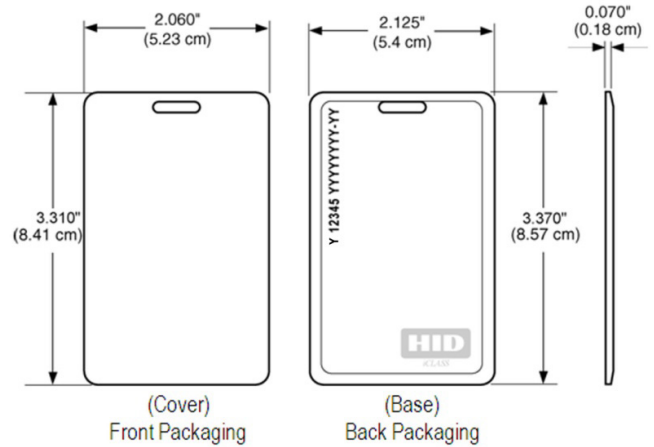
V - Vertical Slot Punch

Option - Custom Artwork²

_____ (Specify Artwork Number - Refer to the Custom Artwork Forms for new Artwork)

Enter your final card options from check boxes above. Example: 2080HPGSNV

Final Part Number	208						V	-	(Options #)
--------------------------	------------	--	--	--	--	--	----------	----------	--------------------



Y = iCLASS Programming
12345 = Card ID Number
YYYYYYYY-YY = Sales Order Number

iCLASS Card Programming Information

Format Number	Field Name(s) e.g. Facility Code	Value	QTY	Encoded Start Number	Encoded Stop Number
HID Elite ICE #				Printed Start Number	Printed Stop Number

¹Secure Identity Object (SIO) Programming is not mandatory but highly recommended. If SIO programming is not selected the letter H should be left out from Final Part Number, for example: 2080PGSNV

²For new artwork files, contact Customer Service for custom artwork number, lead-times, and cost.

³Please note that cards shipped within the Americas are always laser-engraved. Inkjetted option is not available for these cards. The majority of part numbers include a printed Sales Order number, contact your local support representative for full details.

iCLASS + Other HF Card - 242

iCLASS with MIFARE Classic or MIFARE DESFire EV1 contactless smart card offers multiple High Frequency technologies to simplify card issuance for diverse systems or migration projects. For MIFARE Classic: This credential is only delivered with MIFARE Classic UID 4 Bytes long only (32 Bit). It is not available with 7 bytes UID for MIFARE Classic, only for MIFARE DESFire EV1.

Ensure each required option has been checked with the appropriate choice to fulfill a completed order form.

Base Model 242 Composite 40% Polyester / PVC*

iCLASS Memory Size and Allocation (Select one option)

- 0** - 2k Bits (256 Bytes) with 2 Application Areas (only available with MIFARE Classic 1K)
- 3** - 32k Bits (4K Bytes) Application areas 16k/2+16k/1
- 4** - 32k Bits (4K Bytes) Application areas 16k/16+16k/1

Card Programming (Select one option)

- J** - iCLASS programmed with Security Identity Object (SIO) and iCLASS standard access control application, 2nd technology programmed with Security Identity Object (SIO)
- H** - iCLASS programmed with Security Identity Object (SIO) and iCLASS standard access control application, 2nd technology unprogrammed
- B** - iCLASS programmed with iCLASS standard access control application, 2nd Technology programmed with HID MIFARE (MIFARE Classic) or custom (MIFARE DESfire)
- P** - iCLASS programmed with iCLASS standard access control application, 2nd Technology unprogrammed
- C** - Unprogrammed iCLASS, for use with iCLASS SE Encoder, Non-programmed 2nd Technology
- A** - iCLASS unprogrammed, for use with iCLASS SE Encoder, 2nd Technology programmed with HID MIFARE (MIFARE Classic) or custom (MIFARE DESfire)

2nd High Frequency Technology (Select one option)

- M** - MIFARE Classic 1K Bytes (only available with iCLASS 2k bits)
- N** - MIFARE Classic 4K Bytes
- K** - MIFARE DESFire EV1 8K Bytes

Front Packaging (Select one option)

- G** - Plain White with Gloss Finish
- C** - Custom Artwork with Gloss Finish - Specify Custom Artwork Number¹

Back Packaging (Select one option)

- G** - Plain White with Gloss Finish²
- C** - Custom Artwork with Gloss Finish - Specify Custom Artwork Number¹
- 1** - Plain White with Gloss Finish with Magnetic Stripe²
- 3** - Custom Artwork with Gloss Finish with Magnetic Stripe - Specify Custom Artwork Number¹

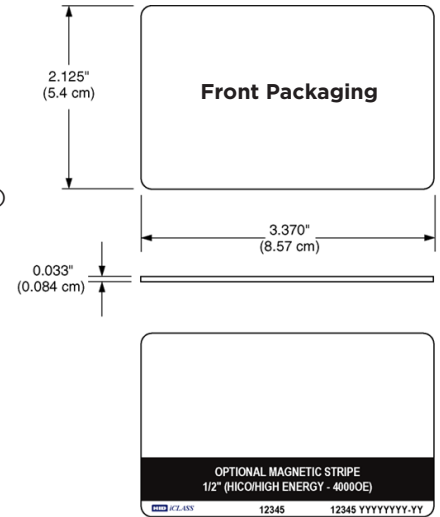
iCLASS Card Numbering³ (Select one option)

- M** - Sequential Matching Encoded/Printed (Inkjetted)⁵
- N** - No Printed Card Numbering
- S** - Sequential Encoded/Sequential Non-Matching Printed (Inkjetted)⁵
- R** - Random Encoded/Non-Matching Sequential Printed (Inkjetted)⁵
- A** - Sequential Matching Encoded/Printed (Laser Engraved)
- B** - Sequential Encoded/Sequential Non-Matching Printed (Laser Engraved)
- C** - Random Encoded/Non-Matching Sequential Printed (Laser Engraved)

Slot Punch

IMPORTANT - Dual High Frequency credentials do not allow a slot punch due to the antenna design. HID recommends using a badge holder to attach this card to a lanyard or badge clip.

- N** - No Slot Punch



12345 = Card ID Number
YYYYYYYY-YY = Sales Order Number

2nd High Frequency Technology Card Numbering³ (Select one option)

- M** - Sequential Matching Encoded/Printed (Inkjetted)⁶
- N** - No Printed Card Numbering
- S** - Sequential Encoded/Sequential Non-Matching Printed (Inkjetted)⁵
- R** - Random Encoded/Non-Matching Sequential Printed (Inkjetted)⁵
- A** - Sequential Matching Encoded/Printed (Laser Engraved)
- B** - Sequential Encoded/Sequential Non-Matching Printed (Laser Engraved)
- C** - Random Encoded/Non-Matching Sequential Printed (Laser Engraved)

Option - Custom Artwork¹

_____ (Specify Artwork Number - Refer to the Custom Artwork Forms for new artwork)

Enter your final card options from the above selections. Example: 2420HNGGNNN

Final Part Number						N		-	(Options #)
--------------------------	--	--	--	--	--	----------	--	----------	--------------------

iCLASS Card Programming Information

Format Number	Field Name(s) e.g. Facility Code	Value	QTY	Encoded Start Number	Encoded Stop Number
HID Elite ICE #				Printed Start Number	Printed Stop Number

2nd 13.56 MHz Technology Card Programming Information

Format Number	Field Name(s) e.g. Facility Code	Value	QTY	Encoded Start Number	Encoded Stop Number
HID Elite ICE #				Printed Start Number	Printed Stop Number

¹For new artwork files, contact Customer Service for custom artwork number, lead-times, and cost.

²Cards ordered with plain white front and back packaging, or custom artwork, will still have a small HID logo **HID** and reference number printed in the lower left-hand corner and a slot punch target printed on the back of the card. The majority of part numbers are marked with sales order number, a custom part number is required to omit all marking from the card. Contact your local support representative for details.

³The Printed card number is placed in the bottom right-hand corner for iCLASS 13.56 MHz and in the bottom center for 125 kHz Proximity on the back of the card.

⁴Cards are provided with an optional slot punch at no additional charge. Some video imaging printers cannot accommodate pre-slot punched cards.

⁵Please note that cards shipped within the Americas are always laser-engraved. Inkjetted option is not available for these cards.

⁶The composite construction is recommended for all cards with over-laminate applied. Consult with the printer manufacturer prior to ordering.

iCLASS + Other 13.56 MHz + Prox Card - 262

The iCLASS with MIFARE Classic or MIFARE DESFire EV1 contactless smart card as well as HID Proximity offers multiple High Frequency technologies to simplify card issuance for diverse systems or migration projects. For MIFARE Classic: This credential is only delivered with MIFARE Classic UID on 4 Bytes long only (32 Bit). It is not available with 7 bytes UID for MIFARE Classic, only for MIFARE DESFire EV1.

Ensure each required option has been checked with the appropriate choice to fulfill a completed order form.

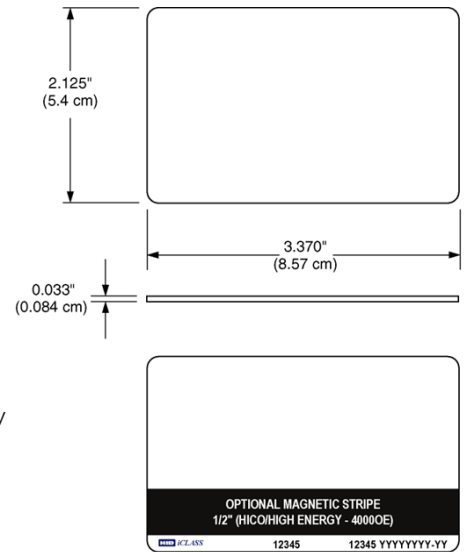
Base Model 262 Composite 40% Polyester / PVC*

iCLASS Memory Size and Allocation (Select one option)

- 0** - 2k Bits (256 Bytes) with 2 Application Areas (only available with MIFARE Classic 1K)
- 3** - 32k Bits (4K Bytes) Application areas 16k/2+16k/1
- 4** - 32k Bits (4K Bytes) Application areas 16k/16+16k/1

iCLASS / 2nd 13.56 MHz Programming

- J** - iCLASS programmed with Security Identity Object (SIO) and iCLASS standard access control application, 2nd technology programmed with Security Identity Object (SIO)
- H** - iCLASS programmed with Security Identity Object (SIO) and iCLASS standard access control application, 2nd technology unprogrammed
- K** - iCLASS programmed with Secure Identity Object (SIO) and iCLASS standard access control application, 2nd Technology programmed with HID MIFARE (MIFARE Classic) or custom (MIFARE DESfire)
- B** - iCLASS programmed with iCLASS standard access control application, 2nd Technology programmed with HID MIFARE (MIFARE Classic) or custom (MIFARE DESfire)
- P** - iCLASS programmed with iCLASS standard access control application, 2nd Technology unprogrammed
- C** - iCLASS unprogrammed, for use with iCLASS SE Encoder, 2nd Technology unprogrammed
- A** - iCLASS unprogrammed, for use with iCLASS SE Encoder, 2nd Technology programmed with HID MIFARE (MIFARE Classic) or custom (MIFARE DESfire).



Other 13.56 MHz Technology (Select one option)

- M** - MIFARE Classic 1K Bytes (only available with iCLASS 2k bits)
- N** - MIFARE Classic 4K Bytes
- K** - MIFARE DESFire EV1 8K Bytes

125 kHz Technology Card Programming (Select one option)

- P** - Programmed with HID Prox or Indala format.
- C** - Programmed with Indala CX (Casi Prox)
- N** - Unprogrammed HID Prox, for use with iCLASS SE Encoder

Front Packaging (Select one option)

- G** - Plain White with Gloss Finish
- C** - Custom Artwork with Gloss Finish - Specify Custom Artwork Number¹

Back Packaging (Select one option)

- G** - Plain White with Gloss Finish²
- C** - Custom Artwork with Gloss Finish - Specify Custom Artwork Number¹
- 1** - Plain White with Gloss Finish with Magnetic Stripe²
- 3** - Custom Artwork with Gloss Finish with Magnetic Stripe - Specify Custom Artwork Number¹


iCLASS Card Numbering³ (Select one option)

- M** - Sequential Matching Encoded/Printed (Inkjetted)⁵
- N** - No Printed Card Numbering
- S** - Sequential Encoded/Sequential Non-Matching Printed (Inkjetted)⁵
- R** - Random Encoded/Non-Matching Sequential Printed (Inkjetted)⁵
- A** - Sequential Matching Encoded/Printed (Laser Engraved)⁴
- B** - Sequential Encoded/Sequential Non-Matching Printed (Laser Engraved)⁴
- C** - Random Encoded/Non-Matching Sequential Printed (Laser Engraved)⁴

125 kHz Card Programming Information

Format Number	Field Name(s) e.g. Facility Code	Value	QTY	Encoded Start Number	Encoded Stop Number
				Printed Start Number	Printed Stop Number

¹For new artwork files, contact Customer Service for custom artwork number, lead-times, and cost.

²Cards ordered with plain white front and back packaging, or custom artwork, will still have a small HID logo  and reference number printed in the lower left-hand on the back of the card. The majority of part numbers are marked with sales order number, a custom part number is required to omit all marking from the card. Contact your local support representative for details.

³The Printed card number is placed in the bottom right-hand corner for iCLASS 13.56 MHz and in the bottom center for 125 kHz Proximity on the back of the card.

⁴Please note that cards shipped within the Americas are always laser-engraved. Inkjetted option is not available for these cards.

*The composite construction is recommended for all cards with over-laminate applied. Consult with the printer manufacturer prior to ordering.

UHF Credentials

UHF Card - 600

The SIO Enabled UHF (Ultra High Frequency: 860-960 MHz) contactless smart card is designed for long read range (parking, gate, healthcare...) while leveraging your investment in existing access control systems. Personalize the card with a photo ID, magnetic stripe, barcode, or anti-counterfeiting element. **Direct to Card printing on these cards is not recommended.**

Ensure each required option has been checked with the appropriate choice to fulfill a completed order form.

Base Model 600 Composite 40% Polyester / PVC*

Secure Identity Object Programming

T - UHF Programmed with Secure Identity Object (SIO)

Front Packaging (Select one option)

- G** - Plain White with Gloss Finish
 C - Custom Artwork with Gloss Finish - Specify Custom Artwork Number¹

Back Packaging (Select one option)

- G** - Plain White with Gloss Finish²
 C - Custom Artwork with Gloss Finish - Specify Custom Artwork Number¹
 1 - Plain White with Gloss Finish with Magnetic Stripe²
 3 - Custom Artwork with Gloss Finish with Magnetic Stripe - Specify Custom Artwork Number¹

UHF Card Numbering³ (Select one option)

- N** - No Printed Card Numbering
 A - Sequential Matching Encoded/Printed (Laser Engraved)
 B - Sequential Encoded/Sequential Non-Matching Printed (Laser Engraved)
 C - Random Encoded/Non-Matching Sequential Printed (Laser Engraved)

Slot Punch


N - No Slot Punch

Option - Custom Artwork¹

(Specify Artwork Number - Refer to the Custom Artwork Forms for new artwork)

Enter your final card options from the above selections. Example: 600TGGNN

Final Part Number	600	T				N	-	(Options #)
--------------------------	------------	----------	--	--	--	----------	----------	--------------------



UHF Programming Information⁵

Format Number	Field Name(s) e.g. Facility Code	Value	QTY	Encoded Start Number	Encoded Stop Number
HID Elite ICE #				Printed Start Number	Printed Stop Number

¹For new artwork files, contact Customer Service for custom artwork number, lead-times, and cost.

²Cards ordered with plain white front and back packaging, or custom artwork, will still have a small HID logo and reference number printed in the lower left-hand on the back of the card and include the sales order number. The majority of part numbers are marked with sales order number, a custom part number is required to omit all marking from the card. Contact your local support representative for details

³The Printed card number is placed in the bottom right-hand corner for UHF

⁵Number of bits should remain below 120 bits

*The composite construction is recommended for all cards with over-laminate applied. Consult with the printer manufacturer prior to ordering.

UHF + iCLASS Card - 601

The SIO enabled UHF/iCLASS smart card provides a secure long range parking and gate control solution that can be used in conjunction with existing access control technologies. Personalize the card with a photo ID, magnetic stripe, barcode, or anti-counterfeiting element. **Direct to Card printing on these cards is not recommended.**

Ensure each required option has been checked with the appropriate choice to fulfill a completed order form.

Base Model 601 Composite 40% Polyester / PVC*

iCLASS Memory Size and Allocation

- 3** - 32k Bits (4K Bytes) Application areas 16k/2+16k/1
- 4** - 32k Bits (4K Bytes) Application areas 16k/16+16k/1

Card Programming

- S** - UHF Programmed with Secure Identity Object (SIO). iCLASS programmed with standard iCLASS standard access control application and Secure Identity Object (SIO)
- T** - UHF Programmed with Secure Identity Object (SIO). iCLASS programmed with Secure Identity Object (SIO)
- H** - UHF Programmed with Secure Identity Object (SIO). iCLASS programmed with standard iCLASS access control application
- C** - UHF Programmed with Secure Identity Object (SIO). iCLASS unprogrammed for use with iCLASS SE Encoder

Front Packaging (Select one option)

- G** - Plain White with Gloss Finish
- C** - Custom Artwork with Gloss Finish - Specify Custom Artwork Number¹

Back Packaging (Select one option)

- G** - Plain White with Gloss Finish²
- C** - Custom Artwork with Gloss Finish - Specify Custom Artwork Number¹
- 1** - Plain White with Gloss Finish with Magnetic Stripe²
- 3** - Custom Artwork with Gloss Finish with Magnetic Stripe - Specify Custom Artwork Number¹

UHF Card Numbering³ (Select one option)

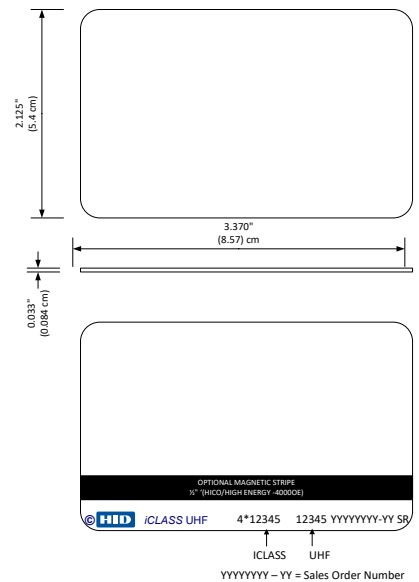
- N** - No Printed Card Numbering
- A** - Sequential Matching Encoded/Printed (Laser Engraved)
- B** - Sequential Encoded/Sequential Non-Matching Printed (Laser Engraved)
- C** - Random Encoded/Non-Matching Sequential Printed (Laser Engraved)

iCLASS Card Numbering³ (Select one option)

- N** - No Printed Card Numbering
- A** - Sequential Matching Encoded/Printed (Laser Engraved)
- B** - Sequential Encoded/Sequential Non-Matching Printed (Laser Engraved)
- C** - Random Encoded/Non-Matching Sequential Printed (Laser Engraved)

Slot Punch

- N** - No Slot Punch



Option - Custom Artwork¹

_____ (Specify Artwork Number - Refer to the Custom Artwork Forms for new artwork)

Enter your final card options from the above selections. Example: 6013TGGNNN

Final Part Number	600	T				N	-	(Options #)
--------------------------	------------	----------	--	--	--	----------	----------	--------------------


UHF Programming Information⁵

Format Number	Field Name(s) e.g. Facility Code	Value	QTY	Encoded Start Number	Encoded Stop Number
HID Elite ICE #				Printed Start Number	Printed Stop Number

iCLASS Programming Information

Format Number	Field Name(s) e.g. Facility Code	Value	QTY	Encoded Start Number	Encoded Stop Number
HID Elite ICE #				Printed Start Number	Printed Stop Number

¹For new artwork files, contact Customer Service for custom artwork number, lead-times, and cost.

²Cards ordered with plain white front and back packaging, or custom artwork, will still have a small HID logo  and reference number printed in the lower left-hand on the back of the card. The majority of part numbers are marked with sales order number, a custom part number is required to omit all marking from the card. Contact your local support representative for details.

³The Printed card number is placed in the bottom right-hand corner for UHF.

⁵Number of bits should remain below 120 bits.

*The composite construction is recommended for all cards with over-laminate applied. Consult with the printer manufacturer prior to ordering.

UHF + MIFARE Classic Card - 603

The SIO enabled UHF/MIFARE Classic smart card provides a secure long range parking and gate control solution that can be used in conjunction with existing access control technologies. Personalize the card with a photo ID, magnetic stripe, barcode, or anti-counterfeiting element. **Direct to Card printing on these cards is not recommended.**

Ensure each required option has been checked with the appropriate choice to fulfill a completed order form.

Base Model 603 Composite 40% Polyester / PVC*

Card Programming

- J** - UHF Programmed with Secure Identity Object (SIO), MIFARE programmed with Secure Identity Object (SIO)
- P** - UHF Programmed with Secure Identity Object (SIO), MIFARE non-programmed
- H** - UHF Programmed with Secure Identity Object (SIO), MIFARE programmed with HID MIFARE access control application
- K** - UHF Programmed with Secure Identity Object (SIO), MIFARE custom programmed (custom part suffix required)

MIFARE Memory Size and Allocation

- M** - 4K Bytes

Front Packaging (Select one option)

- G** - Plain White with Gloss Finish
- C** - Custom Artwork with Gloss Finish - Specify Custom Artwork Number¹

Back Packaging (Select one option)

- G** - Plain White with Gloss Finish²
- C** - Custom Artwork with Gloss Finish - Specify Custom Artwork Number¹
- 1** - Plain White with Gloss Finish with Magnetic Stripe²
- 3** - Custom Artwork with Gloss Finish with Magnetic Stripe - Specify Custom Artwork Number¹

UHF Card Numbering³ (Select one option)

- N** - No Printed Card Numbering
- A** - Sequential Matching Encoded/Printed (Laser Engraved)
- B** - Sequential Encoded/Sequential Non-Matching Printed (Laser Engraved)⁴
- C** - Random Encoded/Non-Matching Sequential Printed (Laser Engraved)

Slot Punch

- N** - No Slot Punch

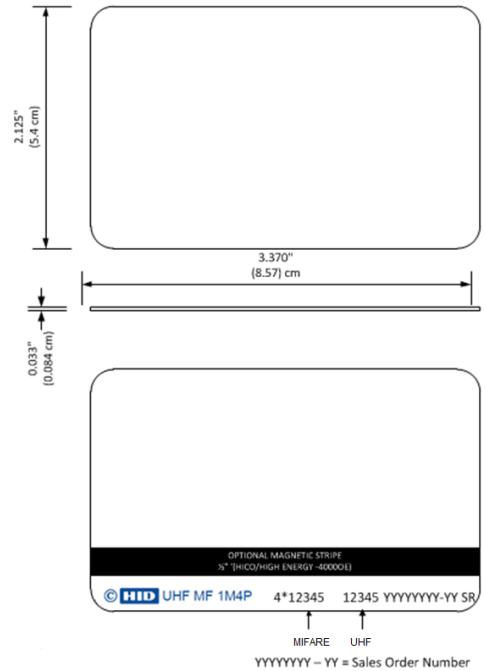
MIFARE Card Numbering³ (Select one option)

- N** - No Printed Card Numbering
- A** - Sequential Matching Encoded/Printed (Laser Engraved)
- C** - Random Encoded/Non-Matching Sequential Printed (Laser Engraved)
- B** - Sequential Encoded/Sequential Non-Matching Printed (Laser Engraved)

Option - Custom Artwork¹

- (Specify Artwork Number - Refer to the Custom Artwork Forms for new artwork)

Enter your final card options from the above selections. Example: 603JMGGANA



Final Part Number	603						N		(Options #)
--------------------------	------------	--	--	--	--	--	----------	--	--------------------


UHF Programming Information⁵

Format Number	Field Name(s) e.g. Facility Code	Value	QTY	Encoded Start Number	Encoded Stop Number
HID Elite ICE #				Printed Start Number	Printed Stop Number

MIFARE Programming Information

Format Number	Field Name(s) e.g. Facility Code	Value	QTY	Encoded Start Number	Encoded Stop Number
HID Elite ICE #				Printed Start Number	Printed Stop Number

¹For new artwork files, contact Customer Service for custom artwork number, lead-times, and cost.

²Cards ordered with plain white front and back packaging, or custom artwork, will still have a small HID logo  and reference number printed in the lower left-hand on the back of the card. The majority of part numbers are marked with sales order number, a custom part number is required to omit all marking from the card. Contact your local support representative for details.

³The Printed card number is placed in the bottom right-hand corner for UHF.

⁵Number of bits should remain below 120 bits.

*The composite construction is recommended for all cards with over-laminate applied. Consult with the printer manufacturer prior to ordering.

PLEASE CONTACT US:
info@smartcardamerica.com
www.SmartCardAmerica.com

HID Proximity Credentials

ProxCard II Card - 1326

Ensure each required option has been checked with the appropriate choice to fulfill a completed order form.

1326 Base Model

125 kHz Programming (Select one option)

- L - Programmed with HID or Indala format
- N - HID Prox unprogrammed, for use with iCLASS SE Encoder

Front Packaging (Select one option)

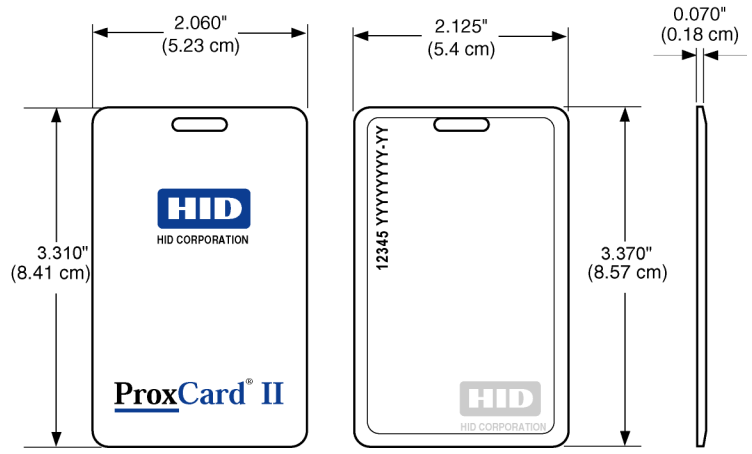
- S - ProxCard II Artwork - Vinyl with Matte Finish
- M - Plain White Vinyl with Matte Finish
- G - Plain White PVC with Gloss Finish
- C - Custom Artwork - Specify Custom Artwork Number¹

Back Packaging (Select one option)

- S - Base with Molded HID Logo
- C - Custom Artwork - Specify Custom Artwork Number¹

Card Numbering² (Select one option)

- M - Sequential Matching Encoded/Printed (Inkjetted)³
- N - No Printed Card Numbering
- S - Sequential Encoded/Sequential Non-Matching Printed (Inkjetted)³
- R - Random Encoded/Non-Matching Sequential Printed (Inkjetted)³



12345 = Card ID Number
YYYYYYYY-YY = Sales Order Number

Slot Punch

- V - Vertical Slot Punch

Option - Custom Artwork²

- _____ (Specify Artwork Number - Refer to the Custom Artwork Forms for new Artwork)

Enter your final card options from check boxes above. Example: 1326LSSMV

Final Part Number	1326					V	-	(Options #)
--------------------------	-------------	--	--	--	--	----------	----------	--------------------

125 kHz Card Programming Information

Format Number	Field Name(s) e.g. Facility Code	Value	QTY	Encoded Start Number	Encoded Stop Number
				Printed Start Number	Printed Stop Number

¹For new artwork files, contact Customer Service for custom artwork number, lead-times, and cost.

²The Printed card number is placed in the top left-hand corner on the back of the card. HID logo molded into base on back. The majority of part numbers are marked with sales order number, a custom part number is required to omit all marking from the card. Contact your local support representative for details.

³Please note that cards shipped within the Americas are always laser-engraved. Inkjetted option is not available for these cards.

MicroProx Tag Proximity - 1391

Ensure each required option has been checked with the appropriate choice to fulfill a completed order form.

1391 Base Model

Programming (Select one option)

- L - Programmed with HID Prox or Indala format
- N - Unprogrammed HID Prox for use with iCLASS SE Encoder

Front Packaging (Select one option)

- S - Gray with HID Standard Artwork
- G - Plain Gray Finish, (No Artwork)
- C - Custom Artwork - Specify Custom Artwork Number1

Back Packaging³

- S - Adhesive Backing

Tag Numbering² (Select one option)

- M - Sequential Matching Encoded/Printed (Inkjetted)³
- N - No Printed Tag Numbering
- S - Sequential Encoded/Sequential Non-Matching Printed (Inkjetted)³
- R - Random Encoded/Non-Matching Sequential Printed (Inkjetted)³

Slot Punch

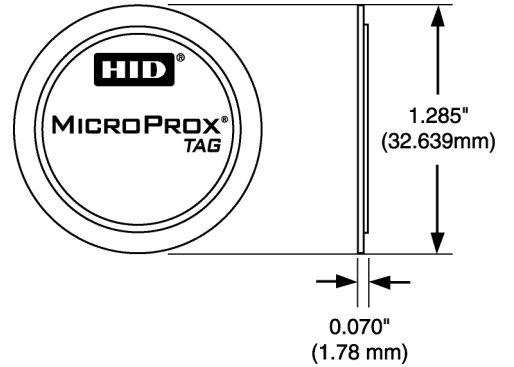
- N - None

Optional Custom Artwork¹

_____ (Specify Artwork Number - Refer to the Custom Artwork Forms for new Artwork)

Enter your final Tag options from check boxes above. Example: 1391LSSMN

Final Part Number	1391				S		N	-	(Options #)
--------------------------	-------------	--	--	--	----------	--	----------	----------	--------------------



125 kHz Tag Programming Information

Format Number	Field Name(s) e.g. Facility Code	Value	QTY	Encoded Start Number	Encoded Stop Number
				Printed Start Number	Printed Stop Number

¹For new artwork files, contact Customer Service for custom artwork number, lead-times, minimum order quantities, and cost.

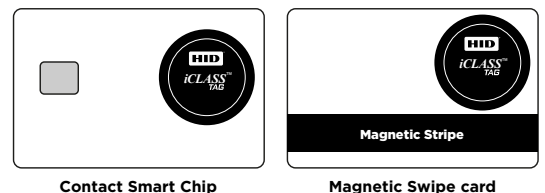
²The Printed tag number is placed on the back of the tag.

³Please note that cards shipped within the Americas are always laser-engraved. Inkjetted option is not available for these cards.

The MicroProx Tag is not for use on cards that use full insertion or tractor feed type readers.

Do not adhere to metal surfaces. Metal shields the RF, making the tag inoperable. Due to variations in cards and reading devices, HID does not claim that the MicroProx Tag will work in every situation. Functional and non-functional MicroProx Tags are available for compatibility testing with existing credential and reader technologies. Compatibility should be confirmed prior to ordering.

MicroProx Placement



Direct Image PVC Glossy Label Part Numbers

Part #	Description	Thickness	Dimensions
1324GAV11	ProxCard II size with slot punch, white adhesive back	10 mil PVC	3.310" x 2.060"
1324GAN11	ProxCard II size, no slot punch, white adhesive back	10 mil PVC	3.310" x 2.060"
1324GAV21	ProxCard II size with slot punch, white adhesive back	20 mil PVC	3.310" x 2.060"
1324GAN21	ProxCard II size, no slot punch, white adhesive back	20 mil PVC	3.310" x 2.060"
1324GBV22	ISOProx II and ProxCard II size with slot punch, brown (3M) adhesive back	20 mil PVC	3.370" x 2.125"
1324GBN22	ISOProx II and ProxCard II size, no slot punch, brown (3M) adhesive back	20 mil PVC	3.370" x 2.125"
1324GAV22	ISOProx II and ProxCard II size, with slot punch, white adhesive back	20 mil PVC	3.370" x 2.125"
1324GAN22	ISOProx II and ProxCard II size, no slot punch, white adhesive back	20 mil PVC	3.370" x 2.125"

Notes:

- Some dye sublimation printers cannot accommodate pre-slot punched labels; consult with the printer manufacturer prior to ordering.
- Labels are packaged in multiples of 100 pieces. Minimum order quantity is 100 pieces. Orders will be accepted in multiples of 100 pieces per label Model.
- Make sure to adjust your dye sublimation printer setting to the proper PVC label thickness and dimension.

Indala 125 kHz Credential

Every part number consists of a base model number to indicate the type of product, and a letter or number to indicate each product option. Each Indala product has a standard part number that includes default options, as indicated on the order guide. When an order is placed for a product, the base model number and all options must be specified. If you require any options that are different from the default options, you must also indicate those options at the time the order is placed. All part numbers must be complete to be accepted by HID's order entry system.

All card orders must have the following information:

- **BASE MODEL NUMBER** - Specifies card or type
- **PROGRAMMING** - Specifies if card is factory or field programmed (**format or format number, facility code, and ID number range must be given at time of order**).
- **FRONT** or **FLAT SIDE GRAPHICS** - Specifies standard or custom artwork, and smart chip placement
- **BACK** or **EMBOSSED SIDE GRAPHICS** - Specifies standard or custom artwork, and smart chip placement
- **MARKING POSITION** - Specifies location of card marking.

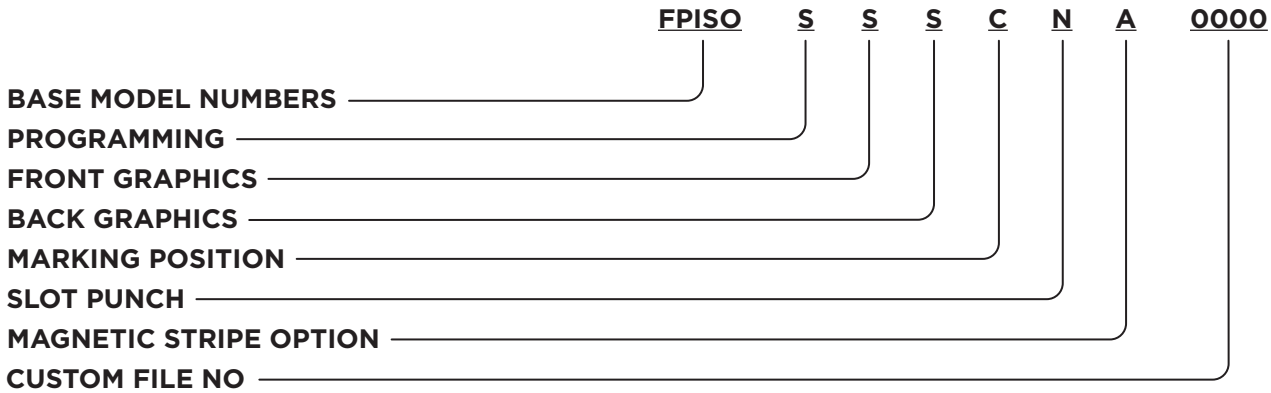
Note: Card marking is surface printed and, therefore is not to be considered permanent. In certain cases Laser etching may be used instead of inkjet marking. Laser etching is permanent marking but is not used on all products.

- **SLOT PUNCH** - Specifies slot location if available
- **CARD OPTIONS** - Applies to FlexCard™ (Base Model FPCRD/CXCRD) only
- **MAGNETIC STRIPE OPTION** - Specifies if card is to have a magstripe and which type (ISO Imageable Cards only)
- **CUSTOM FILE NUMBER** - Specifies the artwork number to be used

FPISO - FlexPass Imageable Card

Standard Part No.: FPISO-SSSCNA-0000

Description: 125 kHz, white glossy finish front, white glossy finish with Indala logo back, marking on standard location, no slot punch, no magstripe, no artwork.



BASE MODEL NUMBERS

- FPISO** FlexISO Proximity Card
- FPWGD** FlexISO Proximity and Wiegand Combination Card
- FPIXT** FlexISO XT Composite Proximity Card

PROGRAMMING

- S** = Standard, Programmed, Low Frequency 125 kHz - exact coding standard, with no gaps or over-runs
(Specify Format Number, Facility Code, and ID Range)
- N** = Not Programmed, Low Frequency 125 kHz (Blank/Programmable)

FRONT GRAPHICS

- S** = Standard white glossy finish, suitable for video imaging
- C** = Custom (Artwork on file or new)

BACK GRAPHICS

- S** = Standard white glossy finish with Indala logo, card marking (Sales Order & matching internal ID number), suitable for dye sublimation imaging in most areas
- C** = Custom (Artwork on file or new)

MARKING POSITION

Note: Standard Marking is Label Code E153, which is Sales Order number & matching 5 digit internal ID number, is used unless otherwise specified. E153 marking is not compatible with programming option N.

- C** = Position 3/Standard Location (Back Side/Lower Right Corner)

Note: Inkjet marking is surface printed and, therefore is not to be considered permanent.

In some cases Laser etching will replace inkjet marking. Laser etching is permanent in most applications.

SLOT PUNCH

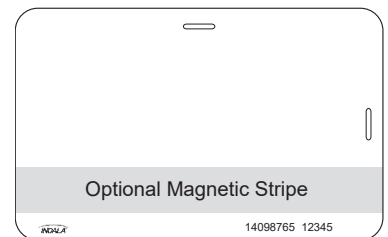
- N** = None
- V** = Vertical (portrait orientation) - Unavailable for FPWGD
- H** = Horizontal (landscape orientation)

MAGNETIC STRIPE OPTION

- A** = No Magstripe
- B** = Standard Magstripe (3-track, high coercivity, 4000 oersted)

CUSTOM FILE NUMBER (4 Characters - Factory Assigned)

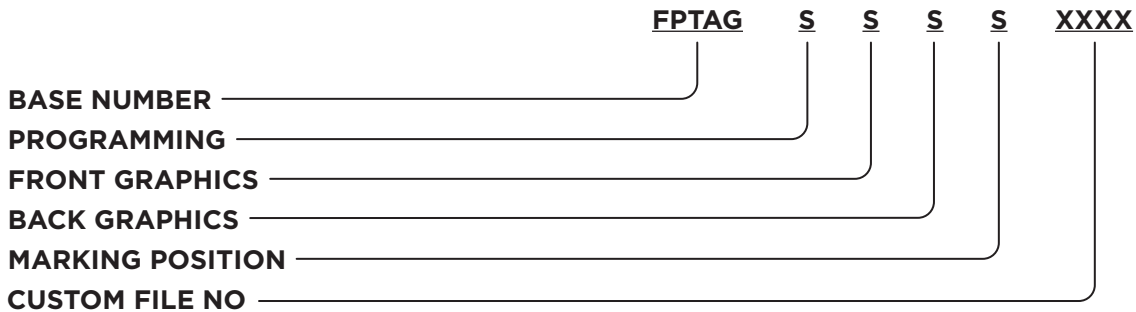
0000 = No Artwork (Call your Customer Service Representative for new artwork)



FPTAG - FlexTag

Standard Part No.: FPTAG-SSSS-XXXX

Description: 125 kHz, printed Indala logo on front side.



BASE NUMBER

FPTAG - 125 kHz Keytag Type Proximity Card

PROGRAMMING

S = Standard Programmed, Low Frequency 125 kHz - exact coding standard, with no gaps or over-runs.

(Specify Format or Format Number, Facility Code, and ID Range)

N = Not Programmed

FRONT GRAPHICS

S = Standard (printed Indala logo)

BACK GRAPHICS

S = Standard (no logo, printed strip for marking)

MARKING POSITION

Notes:

- Standard Marking or Label Code E201, which is a shortened version of the Sales Order number & matching internal ID number, is used unless otherwise specified.
- Inkjet marking is surface printed and, therefore is not to be considered permanent. Most Keytag marking will be with Laser etching which is permanent in most applications.
- E201 marking is not compatible with programming option N

S = Standard (back side on printed strip)

CUSTOM FILE NUMBER XXXX (4 Characters - Factory Assigned)

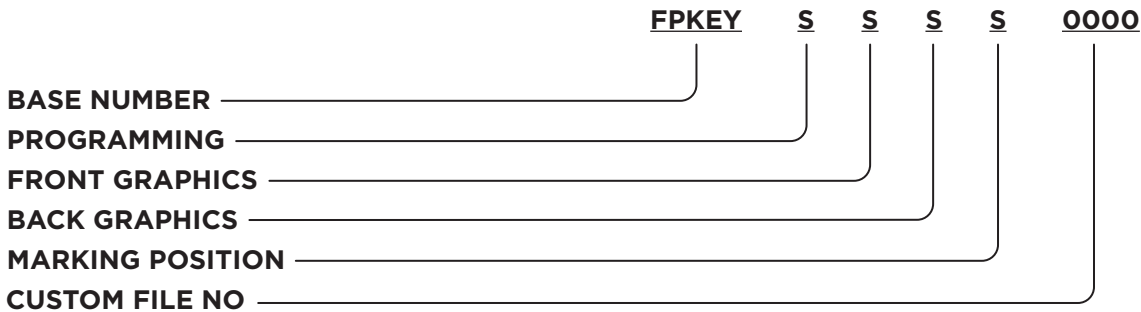
0002 = No Artwork

AAAA = Custom Artwork. Contact your Customer Service Representative for new artwork.

FPKEY - FlexKey Keytag

Standard Part No.: FPKEY-SSSS-0000

Description: 125 kHz, printed Indala logo on front side, printed strip for marking on back side.



BASE NUMBER

FPKEY - 125 kHz Keytag Type Proximity Card

PROGRAMMING

S = Standard, Programmed, Low Frequency 125 kHz - exact coding standard, with no gaps or over-runs

(Specify Format or Format Number, Facility Code, and ID Range)

N = Not Programmed, Low Frequency 125 kHz (Blank/Programmable)

FRONT GRAPHICS

S = Standard (printed Indala logo)

C = Custom (Artwork on file or new)

BACK GRAPHICS

S = Standard (no logo, printed strip for marking)

C = Custom (Artwork on file or new)

MARKING POSITION

Notes:

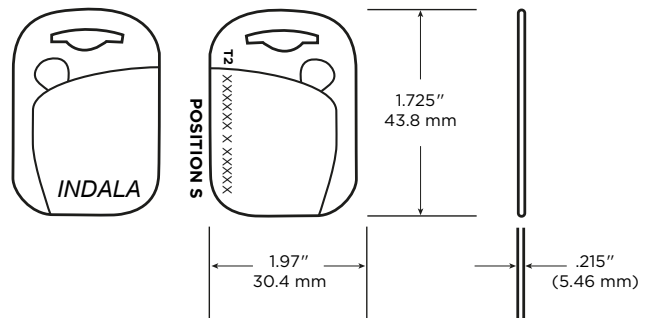
- Standard Marking or Label Code E201, which is a shortened version of the Sales Order number & matching internal ID number, is used unless otherwise specified.
- Inkjet marking is surface printed and, therefore is not to be considered permanent. Most Keytag marking will be with Laser etching which is permanent in most applications.
- E201 marking is not compatible with programming option N

S = Standard (back side on printed strip)

CUSTOM FILE NUMBER (4 Characters - Factory Assigned)

0000 = No Artwork

Call your Customer Service Representative for new artwork.



FlexPass Formats

The following formats are non-proprietary and are available to all customers.

Format Name: 26-BIT WIEGAND

Card Format Number

40134

ASP 10022

Facility Code Range

0 to 255

0 to 255

ID Number Range

0 to 65,535 (Systems installed prior to June 2003)

0 to 65,535 (All new Systems except FP Lite)

Reader Format Numbers

10022 (1L = 1x Wire for LED control)

10200 (2L = 2x Wires for LED control)

Format Name: 27-BIT INDALA

Card Format Number

4010X

Facility Code Range

0 to 8,191

ID Number Range

0 to 16,383

Reader Format Numbers

10251 (1L = 1x Wire for LED control)

1026X (2L = 2x Wires for LED control)

Format Name: ABA TRACK 2

Card Format Numbers

4038X (ASP)

17256 (ASP+)

Facility Code Range

0 to 255

0 to 99,999

ID Number Range

0 to 99,999

0 to 99,999

Reader Format Numbers

11037 OC (Open Collector)

11738 PUR (Pull Up Resistor)

Format Name: RS232 Serial Data

Card Format Number

16144

Card Programming Range

up to 24 characters in total length, i.e. ABCD12345678901234567890

Reader Format Number

16144

Format Options for FP506B/FP507B Proximity & Keypad Readers (e.g. Format 10022K01)

CFG. Number	Buf/Unbuf	Data Type	Options	Pin Size	Special Keys	Emulates
K01	UnBuffered	8-bit burst			*/# keys enabled	ARK-501
K02	UnBuffered	8-bit burst			*/# keys disabled	
K03	Buffered	Wiegand	facility code xx		*/# keys enabled	
K04	Buffered	Wiegand	facility code xx		*/# keys disabled	
K05	Buffered	Magstripe	LSB First	4 digit PIN	*/# keys enabled	ARK-501 BUFFERED
K06	Buffered	Magstripe	LSB First	4 digit PIN	*/# keys disabled	ARK-501 BUFFERED PINKERTON
K07	Buffered	Magstripe	LSB First	5 digit PIN	*/# keys enabled	
K08	Buffered	Magstripe	LSB First	5 digit PIN	*/# keys disabled	
K09	Buffered	Magstripe	MSB First	4 digit PIN	*/# keys enabled	
K10	Buffered	Magstripe	MSB First	4 digit PIN	*/# keys disabled	
K11	Buffered	Magstripe	MSB First	5 digit PIN	*/# keys enabled	
K12	Buffered	Magstripe	MSB First	5 digit PIN	*/# keys disabled	
K13	Unbuffered	4 bit burst			*/# keys enabled	
K14	Unbuffered	4 bit burst			*/# keys disabled	

MIFARE Credentials

MIFARE Classic Card - 340 / 345 / 1430 / 1440 / 1436 / 1446

Encompasses the industry's broadest range of open standard contactless smart card products. Provides the memory structure and capacity to store multiple applications on a single credential. All MIFARE Classic cards can be ordered with or without SIO encoding. Use of a 1430, 1440, 1436, or 1446 for SIO encoding using the CP1000 will consume a chargeable credit.

Ensure each required option has been checked with the appropriate choice to fulfill a completed order form.

MIFARE Classic cards with SIO encoding (Recommended)

- 3400 (1K) Standard PVC
- 3406 (4K) Standard PVC
- 3450 (1K) Composite 40% Polyester/PVC*
- 3456 (4K) Composite Polyester 40%/PVC*

Programming* (Select one option)

- P** - Programmed with Security Identity Object (SIO) for MIFARE Classic
- V** - Unprogrammed Secure Identity object (SIO), for MIFARE Classic, for use with iCLASS SE Encoder.

OR

MIFARE Classic Cards without SIO encoding

- 1430 (1K) Standard PVC
- 1440 (4K) Standard PVC
- 1436 (1K) Composite 40% Polyester / PVC*
- 1446 (4K) Composite Polyester 40% / PVC*

Programming (Select one option)

- M** - Programmed HID MIFARE6 access control application
- N** - Unprogrammed MIFARE Classic for use with iCLASS SE Encoder (custom or HID)
- S** - Custom programmed MIFARE Classic, requires custom part number

*A marker is placed in sector 6 and will not be available for other data

Front Packaging (Select one option)

- G** - Plain White with Gloss Finish
- C** - Custom Artwork with Gloss Finish - Specify Custom Artwork Number¹

Back Packaging (Select one option)

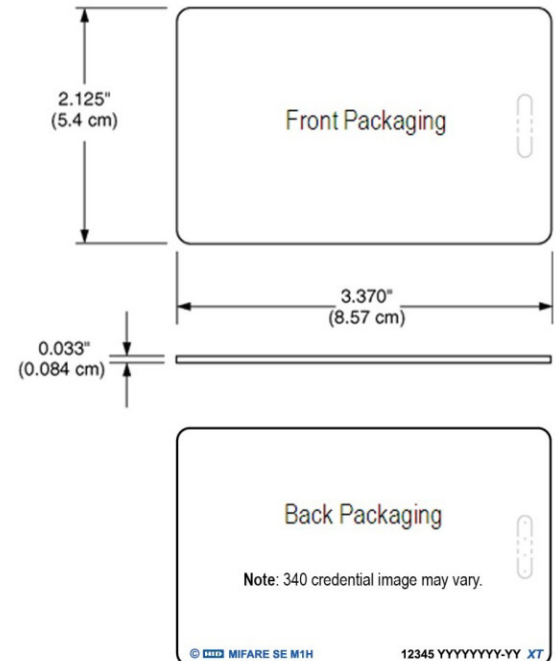
- G** - Plain White with Gloss Finish²
- 1** - Plain White with Gloss Finish with Magnetic Stripe²
- C** - Custom Artwork with Gloss Finish - Specify Custom Artwork Number^{1,2}
- 3** - Custom Artwork with Gloss Finish with Magnetic Stripe - Specify Custom Artwork Number^{1,2}

Card Numbering³ (Select one option)

- M** - Sequential Matching Encoded/Printed (Inkjetted)⁷
- N** - No Printed Card Numbering
- U** - UID (CSN) HEX card numbering only (Inkjetted)^{4,7}
- V** - UID (CSN) Decimal card numbering only (Inkjetted)^{4,7}
- S** - Sequential Encoded/Sequential Non-Matching Printed (Inkjetted)⁷
- R** - Random Encoded/Non-Matching Sequential Printed (Inkjetted)⁷
- A** - Sequential Matching Encoded/Printed (Laser Engraved)
- B** - Sequential Encoded/Sequential Non-Matching Printed (Laser Engraved)
- C** - Random Encoded/Non-Matching Sequential Printed (Laser Engraved)
- Z** - Reversed UID (CSN) Decimal card numbering only (Laser Engraved)

Slot Punch⁵ (Select one option)

- N** - No slot punch, Printed Vertical Slot Indicators
- V** - Vertical Slot Punch



12345 = Card ID Number
YYYYYYYY-YY = Sales Order Number

Option - Custom Artwork¹

_____ (Specify Artwork Number - Refer to the Custom Artwork forms for new artwork)

Enter your final card options from check boxes above. Example: 3400PGGNN


Final Part Number							-		(Options #)
--------------------------	--	--	--	--	--	--	---	--	--------------------

13.56 MHz Card Programming Information

Format Number	Field Name(s) e.g. Facility Code	Value	QTY	Encoded Start Number	Encoded Stop Number
HID Elite ICE #				Printed Start Number	Printed Stop Number

***HID Elite key not applicable to base parts 1430, 1440, 1436, or 1446**

¹For new artwork files, contact Customer Service for custom artwork number, lead-times, and cost.

²Cards ordered with plain white front and back packaging, with no HID artwork or with custom artwork, will still have a small HID logo  and reference number printed in the lower left-hand corner and a slot punch target printed on the back of the card. The majority of part numbers are marked with sales order number, a custom part number is required to omit all marking from the card. Contact your local support representative for details

³The Printed card number is placed in the bottom right-hand corner on the back of the card.

⁴When printed, by default the number is encoded MSB (most significant byte) -> LSB (least significant byte).

⁵Cards are provided with an optional slot punch at no additional charge. Some video imaging printers cannot accommodate pre-slot punched cards. Consult with the printer manufacturer prior to ordering.

⁶Includes a permanent Unique MIFARE 32 Bit Serial number.

⁷Please note that cards shipped within the Americas are always laser-engraved. Inkjetted option is not available for these cards.

*The composite construction is recommended for all cards with over-laminate applied.

MIFARE Classic + Prox card - 350 / 355 / 1431 / 1441 / 1437 / 1447

Encompasses the industry's broadest range of open standard contactless smart card products. Provides the memory structure and capacity to store multiple applications on a single credential with the addition of Proximity technology for easier migration. All MIFARE Classic + Prox cards can be ordered with or without SIO encoding. Use of a 1431, 1441, 1437, or 1447 for SIO encoding using the CP1000 will consume a chargeable credit.

Ensure each required option has been checked with the appropriate choice to fulfill a completed order form.

**MIFARE Classic + Prox card
with SIO encoding (Recommended)**

- 3500 (1K) Standard PVC
- 3506 (4K) Standard PVC
- 3550 (1K) Composite 40% Polyester/PVC*
- 3556 (4K) Composite 40% Polyester/PVC*

Programming* (Select one option)

- P** - Programmed 13.56 MHz with Security Identity Object (SIO) for MIFARE Classic, unprogrammed 125 kHz HID Prox for use with iCLASS SE Encoder
- R** - Programmed 13.56 MHz Security Identity Object (SIO) for MIFARE Classic, programmed 125 kHz with HID Prox or Indala format
- V** - Unprogrammed 13.56 MHz SIO for MIFARE (for use with iCLASS SE Encoder (SIO), unprogrammed 125 kHz HID Prox for use with iCLASS SE Encoder

*A marker is placed in sector 6 and will not be available for other data

**OR MIFARE Classic + Prox card
without SIO encoding**

- 1431 (1K) Standard PVC
- 1441 (4K) Standard PVC
- 1437 (1K) Composite 40% Polyester / PVC*
- 1447 (4K) Composite 40% Polyester / PVC*

Programming (Select one option)

- L** - Programmed 125 kHz with HID Prox or Indala Format6, unprogrammed 13.56 MHz MIFARE Classic (for use with iCLASS SE Encoder custom or HID)
- M** - Programmed 13.56 MHz HID MIFARE6 access control application, unprogrammed 125 kHz HID Prox for use with iCLASS SE Encoder
- B** - Programmed 13.56 MHz with HID MIFARE6 access control application, programmed 125 kHz with HID Prox or Indala format
- N** - Unprogrammed 13.56 MHz MIFARE (for use with SE Encoder custom or HID), unprogrammed 125 kHz HID Prox for use with iCLASS SE Encoder
- S** - Custom Programmed 13.56 MHz MIFARE Classic, unprogrammed 125 kHz HID Prox for use with iCLASS SE Encoder, requires custom part number

Front Packaging (Select one option)

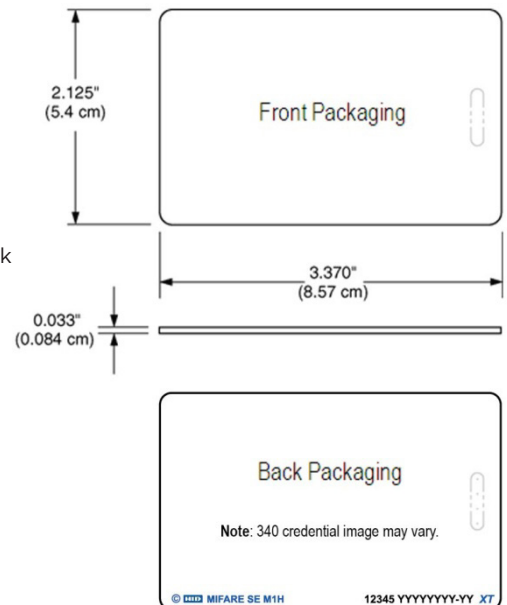
- G** - Plain White with Gloss Finish
- C** - Custom Artwork with Gloss Finish - Specify Custom Artwork Number¹

Back Packaging (Select one option)

- G** - Plain White with Gloss Finish²
- 1** - Plain White with Gloss Finish with Magnetic Stripe²
- C** - Custom Artwork with Gloss Finish - Specify Custom Artwork Number^{1,2}
- 3** - Custom Artwork with Gloss Finish with Magnetic Stripe - Specify Custom Artwork

13.56 MHz MIFARE Card Numbering³ (Select one option)

- M** - Sequential Matching Encoded/Printed (Inkjetted)⁵
- N** - No Printed Card Numbering
- U** - UID (CSN) HEX card numbering only (Inkjetted)^{4,5}
- V** - UID (CSN) Decimal card numbering only (Inkjetted)^{4,5}
- S** - Sequential Encoded/Sequential Non-Matching Printed (Inkjetted)⁵
- R** - Random Encoded/Non-Matching Sequential Printed (Inkjetted)⁵
- A** - Sequential Matching Encoded/Printed (Laser Engraved)
- B** - Sequential Encoded/Sequential Non-Matching Printed (Laser Engraved)
- C** - Random Encoded/Non-Matching Sequential Printed (Laser Engraved)
- Z** - Reversed UID (CSN) Decimal card numbering only (Laser Engraved)



MIFARE Classic Adhesive Tag - 1435

Ensure each required option has been checked with the appropriate choice to fulfill a completed order form.

Base Model 435 (1K)

Programming (Select one option)

- M** - Programmed with HID MIFARE⁶ access control application
- N** - Unprogrammed MIFARE Classic
- S** - Custom programmed MIFARE Classic, custom part number required

Front Packaging (Select one option)

- S** - Standard HID Artwork
- C** - Custom Artwork - Specify Custom Artwork Number¹

Back Packaging

- S** - Standard

Tag Numbering¹ (Select one option)

- M** - Sequential Matching Encoded/Printed (Inkjetted)
- N** - No Printed Card Numbering
- S** - Sequential Encoded/Sequential Non-Matching Printed (Inkjetted)
- R** - Random Encoded/Non-Matching Sequential Printed (Inkjetted)

Slot Punch²

- N** - None



Enter your final Tag options from check boxes above. Example: 1435NSSNN

Final Part Number				S		N
--------------------------	--	--	--	----------	--	----------

13.56 MHz Card Programming Information

Format Number	Field Name(s) e.g. Facility Code	Value	QTY	Encoded Start Number	Encoded Stop Number
				Printed Start Number	Printed Stop Number

¹The Printed tag number is placed on the back of the tag.

²For new artwork files, contact Customer Service for custom artwork number, lead-times, minimum order quantities, and cost.

³The Tag is not for use on cards that use full insertion or tractor feed type readers.

⁴Includes a permanent Unique MIFARE 32 Bit Serial number.

*Up to 1.14in (29mm) read range in free air.

Do not adhere to metal surfaces. Metal shields the RF, making the tag inoperable. Due to variations in cards and reading devices, HID does not claim that the Tag will work in every situation. Functional and non-functional Tags are available for compatibility testing with existing credential and reader technologies. Compatibility should be confirmed prior to ordering.

* = Actual read range performance affected by mounting location, environment and the tags tuned resonant frequency.

MIFARE DESFire EV1 Card - 370 / 375 / 1450 / 1456

Based on open global standards for security, and is interoperable with existing MIFARE DESFire EV1 infrastructures. All MIFARE DESFire EV1 cards can be order either with or without SIO encoding. Use of a 1450 or 1456 for SIO encoding using the CP1000 will consume a chargeable credit.

Ensure each required option has been checked with the appropriate choice to fulfill a completed order form.

Card with SIO encoding

- 3700 Standard PVC
- 3750 Composite 40% Polyester/PVC*

MIFARE DESFire EV1 Memory Size

- C** - 8K Bytes MIFARE DESFire EV1

Programming

- P** - Programmed Security Identity Object (SIO) for MIFARE DESFire EV1
- V** - Unprogrammed Secure Identity object (SIO) for DESFire EV1, for use with iCLASS SE Encoder (SIO)

OR

Card without SIO encoding

- 1450 Standard PVC
- 1456 Composite 40% Polyester/PVC*

MIFARE DESFire EV1 Memory Size

- C** - 8K Bytes MIFARE DESFire EV1

Programming (Select one option)

- N** - Unprogrammed 13.56 MHz DESFire EV1 for use with iCLASS SE Encoder (custom)
- S** - Custom MIFARE DESfire EV1 programming - requires custom part number

Front Packaging (Select one option)

- G** - Plain White with Gloss Finish
- C** - Custom Artwork with Gloss Finish - Specify Custom Artwork Number¹

Back Packaging (Select one option)

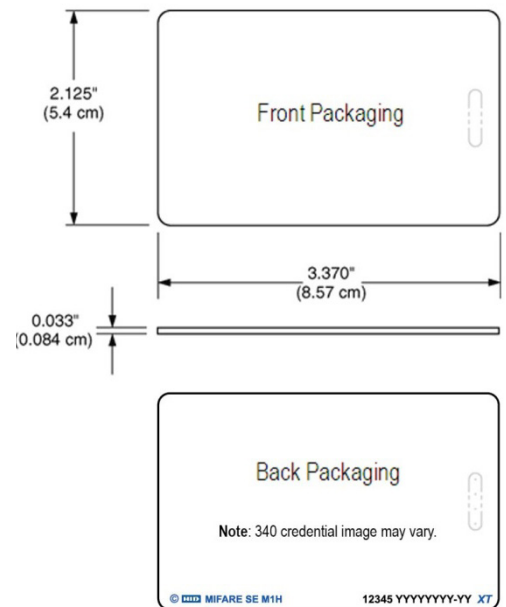
- G** - Plain White with Gloss Finish²
- 1** - Plain White with Gloss Finish with Magnetic Stripe²
- C** - Custom Artwork with Gloss Finish - Specify Custom Artwork Number^{1,2}
- 3** - Custom Artwork with Gloss Finish with Magnetic Stripe - Specify Custom Artwork Number^{1,2}

Card Numbering³ (Select one option)

- M** - Sequential Matching Encoded/Printed (Inkjetted)⁴
- N** - No Printed Card Numbering
- S** - Sequential Encoded/Sequential Non-Matching Printed (Inkjetted)⁴
- R** - Random Encoded/Non-Matching Sequential Printed (Inkjetted)⁴
- A** - Sequential Matching Encoded/Printed (Laser Engraved)
- B** - Sequential Encoded/Sequential Non-Matching Printed (Laser Engraved)
- C** - Random Encoded/Non-Matching Sequential Printed (Laser Engraved)
- Z** - Reversed UID (CSN) Decimal card numbering only (Laser Engraved)

Slot Punch⁵

- N** - No Slot Punch. IMPORTANT - 3700, 3750, 1450, and 1456 credentials do not allow a slot punch due to the antenna design, use a badge holder to attach this card to a lanyard or badge clip.



Option - Custom Artwork¹

_____ (Specify Artwork Number - Refer to the Custom Artwork Forms for new Artwork)

Enter your final card options from check boxes above. Example: 3750CPGGNN

Final Part Number		C						-		(Options #)
--------------------------	--	----------	--	--	--	--	--	---	--	--------------------

13.56 MHz Card Programming Information

Format Number	Field Name(s) e.g. Facility Code	Value	QTY	Encoded Start Number	Encoded Stop Number
HID Elite ICE #				Printed Start Number	Printed Stop Number

*HID Elite key not applicable to base parts 1431, 1441, 1437, or 1447.

¹For new artwork files, contact Customer Service for custom artwork number, lead-times, and cost.

²Cards ordered with plain white front and back packaging, with no HID artwork or with custom artwork, will still have a small HID logo and reference number printed in the lower left-hand corner and a slot punch target printed on the back of the card. The majority of part numbers are marked with sales order number, a custom part number is required to omit all marking from the card. Contact your local support representative for details.

³The Printed card number is placed in the bottom right-hand corner on the back of the card. Permanent Unique MIFARE 56 Bit serial # cannot be printed on cards.

⁴Please note that cards shipped within North America are always laser-engraved. Inkjetted option is not available for these cards.

⁵Cards are provided with an optional slot punch at no additional charge. Some video imaging printers cannot accommodate pre-slot punched cards. Consult with the printer manufacturer prior to ordering.

*The composite construction is recommended for all cards with over-laminate applied.

MIFARE DESFire EV1 + Prox Card - 380 / 385 / 1451 / 1457

Based on open global standards for security, and is interoperable with existing MIFARE DESFire infrastructures with the addition of Proximity technology for easier migration. All MIFARE DESFire EV1 cards can be order either with or without SIO encoding. Use of a 1451 or 1457 for SIO encoding using the CP1000 will consume a chargeable credit.

Ensure each required option has been checked with the appropriate choice to fulfill a completed order form.

Card with SIO encoding + Prox (Recommended)

- 3800 Standard PVC
- 3850 Composite 40% Polyester/PVC*

MIFARE DESFire EV1 Memory Size

- C** - 8K Bytes DESFire EV1

Programming (Select one option)

- P** - Programmed 13.56 MHz with Security Identity Object (SIO) for MIFARE DESFire EV1, unprogrammed 125 kHz HID Prox (for use with iCLASS SE Encoder)
- R** - Programmed 13.56 MHz with Security Identity Object (SIO) for MIFARE DESFire EV1, programmed 125 kHz HID Prox or Indala
- V** - Unprogrammed 13.56 MHz with Secure Identity object (SIO) for MIFARE DESFire EV1 for use with iCLASS SE Encoder (SIO), unprogrammed 125 kHz HIDProx for use with iCLASS SE Encoder.

OR Card without SIO encoding + Prox

- 1451 Standard PVC
 - 1457 Composite 40% Polyester/PVC*
- *HITAG based cards are not available with composite

MIFARE DESFire EV1 Memory Size

- C** - 8K Bytes DESFire EV1

Programming (Select one option)

- L** - Programmed 125 kHz HID Prox or Indala, unprogrammed 13.56 MHz DESFire EV1 for SE Encoder (custom).
- N** - Unprogrammed 13.56 MHz DESFire EV1 for iCLASS SE Encoder (custom), unprogrammed 125 kHz HID Prox for iCLASS SE Encoder.
- S** - Custom programmed 13.56 MHz DESFire EV1, unprogrammed HID Prox for iCLASS SE Encoder, custom part number required
- R** - Custom programmed 13.56 MHz, programmed 125 kHz HID Prox or Indala, custom part number required
- F** - Unprogrammed 13.56 MHz DESFire EV1 for use with iCLASS SE Encoder (custom), unprogrammed HITAG 1
- G** - Custom programmed 13.56 MHz DESFire EV1, unprogrammed HITAG 1, custom part number required

Front Packaging (Select one option)

- G** - Plain White with Gloss Finish
- C** - Custom Artwork with Gloss Finish - Specify Custom Artwork Number¹

Back Packaging (Select one option)

- G** - Plain White with Gloss Finish²
- 1** - Plain White with Gloss Finish with Magnetic Stripe²
- C** - Custom Artwork with Gloss Finish - Specify Custom Artwork Number^{1,2}
- 3** - Custom Artwork with Gloss Finish with Magnetic Stripe - Specify Custom Artwork Number^{1,2}

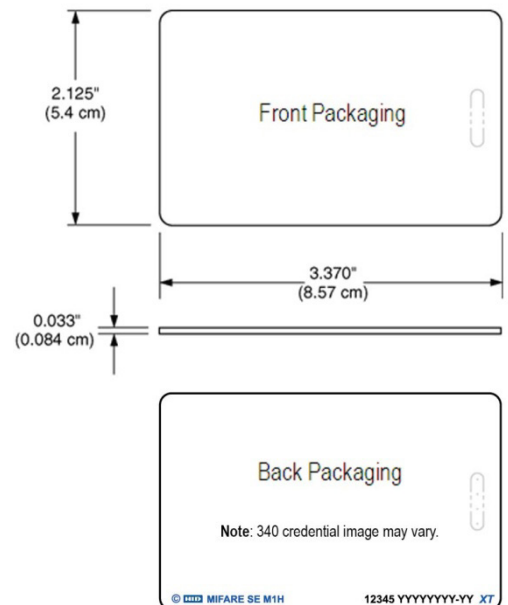
13.56 MHz DESFire Card Numbering³ (Select one option)

- M** - Sequential Matching Encoded/Printed (Inkjetted)⁵
- N** - No Printed Card Numbering
- S** - Sequential Encoded/Sequential Non-Matching Printed (Inkjetted)⁵
- R** - Random Encoded/Non-Matching Sequential Printed (Inkjetted)⁵
- A** - Sequential Matching Encoded/Printed (Laser Engraved)⁴
- B** - Sequential Encoded/Sequential Non-Matching Printed (Laser Engraved)⁴
- C** - Random Encoded/Non-Matching Sequential Printed (Laser Engraved)⁴

Slot Punch

IMPORTANT - MIFARE DESFire EV1 + prox credentials do not allow a slot punch due to the antenna design, use a badge holder to attach this card to a lanyard or badge clip.

- N** - No Slot Punch



12345 = Card ID Number
YYYYYYYY-YY = Sales Order Number

125 kHz Card Numbering³

- M** - Sequential Matching Encoded/Printed (Inkjetted)⁵
- N** - No Printed Card Numbering
- S** - Sequential Encoded/Sequential Non-Matching Printed (Inkjetted)⁵
- R** - Random Encoded/Non-Matching Sequential Printed (Inkjetted)⁵
- A** - Sequential Matching Encoded/Printed (Laser Engraved)⁴
- B** - Sequential Encoded/Sequential Non-Matching Printed (Laser Engraved)⁴
- C** - Random Encoded/Non-Matching Sequential Printed (Laser Engraved)⁴

Option - Custom Artwork¹

_____ (Specify Artwork Number - Refer to the Custom Artwork Forms for new Artwork)

Enter your final card options from check boxes above. Example: 3850CPGGNNN

Final Part Number		C					N		-	(Options #)
--------------------------	--	----------	--	--	--	--	----------	--	----------	--------------------

13.56 MHz Card Programming Information

Format Number	Field Name(s) e.g. Facility Code	Value	QTY	Encoded Start Number	Encoded Stop Number
HID Elite ICE #				Printed Start Number	Printed Stop Number

125 kHz Card Programming Information

Format Number	Field Name(s) e.g. Facility Code	Value	QTY	Encoded Start Number	Encoded Stop Number
				Printed Start Number	Printed Stop Number

For Contact Smart Chip selection, refer to the Logical Access How to Order guide. Standard configuration does not include a contact smart chip module.

¹For new artwork files, contact Customer Service for custom artwork number, lead-times, and cost.

²Cards ordered with plain white front and back packaging, with no HID artwork or with custom artwork, will still have a small HID logo and reference number printed in the lower left-hand corner and a slot punch target printed on the back of the card.

³The Printed card number is placed in the bottom left-hand corner (125 kHz) and in the bottom right-hand corner (13.56 MHz) on the back of the card on Proximity Programming only. Permanent unique MIFARE DESFire 56 Bit serial # cannot be printed on cards.

⁴For Laser Engraved Printed numbers, consult factory for lead times and cost.

*The composite construction is recommended for all cards with over-laminate applied

CP1000 iCLASS SE Encoder

iCLASS SE Encoder Summary

The iCLASS SE Encoder Platform for encoding contactless credentials is:

- **Dynamic** - Support for a wide range of credential technologies, including iCLASS Seos, iCLASS SE, iCLASS, HID Prox, MIFARE Classic, and MIFARE DESFire EV1 from single encoder.
- **Flexible** - Manage custom keys locally or leverage HID standard and Elite keys.
- **Convenient** - On-site programming of card stock speeds up the delivery time to obtain and issue cards.
- **Seamless** - Encode multi-tech credentials in a single pass, saving time and resources.

HID Global's iCLASS SE Encoder is an ideal solution for organizations to encode credentials and configure readers. Highly versatile, the encoder can locally manage HID Global standard Keys, Elite Keys or securely define and manage custom keys. The dynamic iCLASS SE Encoder has the capability to encode and manage a wide variety of credential technologies, interoperable with iCLASS SE readers. The solution allows users to upgrade existing card populations for use with higher security iCLASS SE Platform readers. That same flexibility also supports new credential technologies as they arise.

The iCLASS SE Encoder is available either as a desktop device as the CP1000D, or as an in-line encoder within a FARGO® card printer. The in-line encoder enables organizations to graphically and electronically personalize 13.56 MHz and 125 kHz HID Prox cards in one seamless process, saving time and energy. This How to Order Guide will provide details for ordering credential credits, formats, and key for both the desktop and in-line encoder. Contact your local Fargo sales representative for in-line encoder information.

iCLASS SE Encoder - How Does it Work?

The iCLASS SE Encoder solution is made up of following components:

- **Hardware** - Encoder is available in either a desktop or in-line printer form factor
- **Software** - The encoder solution is compatible with two editions of Asure ID™:
 - **Asure ID CP1000 Edition** - This edition is included with the purchase of a desktop encoder (CP1000D) and is suitable for standalone desktop encoding. The solution enables data to be manually entered or to have it automatically increment after each encoded card.
 - **Asure ID Exchange Edition** - This edition is purchased separately and in addition to supporting the desktop encoder is the only edition which supports the in-line encoder. This solution can also connect to external databases in real-time when reading/encoding contactless cards.
- **Credential Credits** - The encoder utilizes credential credits to enable the encoding of contactless cards. The solution will decrement a credential credit each time a card has been encoded. Each credential technology and security combination will utilize a specific credential credit type (i.e. iCLASS Seos card secured with an Elite key). Credential credit part numbers are allocated for Genuine HID or Third Party Credentials. The iCLASS SE Encoder is able to determine the source of the credential during the encoding cycle and will decrement the appropriate counter accordingly. Select encoder ready MIFARE Classic and MIFARE DESFire EV1 part numbers to avoid consuming a chargeable credit.
- **Formats** - Utilizes pre-defined format templates, eliminating the need to understand access control formatting and card numbering schemes. HID formats can be ordered using this HTOG but approval may be needed for proprietary formats.
- **Keysets** - Supports HID Elite, Standard, or Custom keys. Standard and HID Elite keys can be ordered using this HTOG but approval will be needed for HID Elite keys.

iCLASS SE Encoder Ordering Basics

The iCLASS SE Encoder is available for sale without a renewable lease agreement since it utilizes a credential credit process to encode cards. Follow the 5 steps below to ensure the correct hardware, encoding and configuration card credits, programming format and keys are ordered. If at any time you require assistance, contact your local HID Global sales or pre-sales representative.



Step 1: Hardware

Part Number: CP1000D

Contains:

- USB Desktop Encoder
- Installation Guide
- USB Flash Drive containing:
 - Asure ID CP1000 Desktop Application
 - onfiguration package (*.ise file) that contains default credits, format H10301 (26-bit) and standard keys listed in the table below
 - User documentation
- The following credits, formats, and sample cards (included by default with every CP1000D) - if additional credits are needed, refer to Step 2 and add the required part numbers to the order form.

Credits Included		
Quantity	Part Number	Description
100,000	CRDT-K0	HID Prox Credential - Access Control
100,000	CRDT-A0	iCLASS Credential - Access Control
100,000	CRDT-A3	iCLASS SE Credential - Access Control
500,000	CRDT-A5	iCLASS Credential - Custom Data
30	CRDT-D3	iCLASS Seos Credential - Access Control
30	CRDT-D5	iCLASS Seos Credential - Custom Data
100,000	CRDT-B0	HID MIFARE Classic Credential - Access Control
100,000	CRDT-B3	HID MIFARE Classic Credential - Access Control (SIO)
500,000	CRDT-B5	HID MIFARE Classic Credential - Custom Data
100,000	CRDT-F5	Third Party MIFARE Classic Credential - Custom Data
100,000	CRDT-C3	HID MIFARE DESFire EV1 Credential - Access Control (SIO)
500,000	CRDT-C5	HID MIFARE DESFire EV1 Credential - Custom Data
100,000	CRDT-G5	Third Party MIFARE DESFire EV1 Credential - Custom Data
30	CRDT-J0	Configuration Card Generation

Formats Included	
Format	Description
H10301	26-bit (Facility code range 0-255, ID range 0-65535)

Sample Cards Included		
Quantity	Part Number	Description
2	1386NGGNB	HID Prox
2	2000CGGNN and 2003CGGNN	iCLASS 2k and 32k
2	3000VGGNN and 3003VGGNN	iCLASS SE 2k and 32k
3	5005VGGNN	iCLASS Seos 16K
2	1430NGGNN and 1440NGGNN	MIFARE Classic 1K and 4k
2	1450CNGGNN	MIFARE DESFire EV1 8K
1	0501500295-READER	Reader Data Configuration Card (compatible with iCLASS SE Rev E)
1	0501500295-ELITE	HID Elite Prep Transport
1	2000PCCNN-LEGACY	iCLASS LegacyTransport

Step 2: Select Additional Credential Credits

The iCLASS SE Encoder utilizes credential credits to enable the encoding of contactless credentials. Each credential technology, security combination and programming data will utilize a specific credential credit. Credits are loaded and stored in the CP1000D USB desktop encoder hardware.

The iCLASS SE Encoder is able to determine the source of the credential during the encoding cycle and will decrement the appropriate credit counter accordingly. A reader compatibility list is provided for each credential credit table. Select encoder ready MIFARE Classic and MIFARE DESFire EV1 part numbers to avoid consuming a chargeable credit.

Genuine HID Technology Credential Credits - Part Tables

What Credential Credits do I need?

Select credits based on HID technology type and required programming. Some credits are chargeable, please refer to the current price list for details. Add the required part numbers to the order form.

Seos Technology	Key Type	Programming	Credit Part Number	Chargeable?
Seos	Standard	SIO	CRDT-D3	NO
Seos	HID Elite1	SIO	CRDT-D4	YES
Seos	Key Rolling	N/A	CRDT-D6	NO

iCLASS Technology	Key Type	Programming	Credit Part Number	Chargeable?
iCLASS SE (V type)	Standard	SIO	CRDT-A3	NO
iCLASS SE (V type)	HID Elite1	SIO	CRDT-A4	YES
iCLASS	Standard	Standard	CRDT-A0	NO
iCLASS	HID Elite1	Standard	CRDT-A1	YES
iCLASS	N/A	Custom Data	CRDT-A5	NO
iCLASS /iCLASS SE	Key Rolling	N/A	CRDT-A6	NO

MIFARE CLASSIC Technology	Key Type	Programming	Credit Part Number	Chargeable?
MIFARE CLASSIC (V Type)	Standard	SIO*	CRDT-B3	NO
MIFARE CLASSIC (V Type)	HID Elite1	SIO*	CRDT-B4	YES
MIFARE CLASSIC (V Type)	Standard	HID MIFARE	CRDT-B0	NO
MIFARE CLASSIC (V Type)	N/A	Custom Data	CRDT-B5	NO
MIFARE CLASSIC/ SIO for MIFARE CLASSIC	Key Rolling	N/A	CRDT-B6	NO

*Use encoder reader "V" type credentials only for SIO programming. Use of HID unprogrammed MIFARE CLASSIC cards will consume a chargeable third party credit.

125 kHz Technology	Key Type	Programming	Credit Part Number	Chargeable?
HID Prox	N/A	Standard	CRDT-K0	NO

MIFARE DESFire Technology	Key Type	Programming	Credit Part Number	Chargeable?
MIFARE DESFire (V Type)	Standard	SIO*	CRDT-C3	NO
MIFARE DESFire (V Type)	HID Elite1	SIO*	CRDT-C4	YES
MIFARE DESFire (V Type)	N/A	Custom Data	CRDT-C5	NO
MIFARE DESFire/ SIO for MIFARE DESFire	Key Rolling	N/A	CRDT-C6	NO

*Use encoder reader "V" type credentials only for SIO programming. Use of HID non-programmed MIFARE DESfire cards will consume a chargeable third party credit.

Configuration Card	Key Type	Programming	Credit Part Number	Chargeable?
SE Reader Configuration	N/A	Configuration Data	CRDT-J0	NO

¹Authorization is required by the end user or owner of the HID Elite (formerly iCLASS Elite) keys before these can be released. Contact customer services for information on the authorization process.

Third Party HID Technology Credential Credits – Part Tables

What Credential Credits do I need?

Select credits based on the third party card technology. Most credits are chargeable but regional variations exist, please refer to the current price list for details. Add the required part numbers to the order form.

Note: Use of standard “N type” HID MIFARE Classic and MIFARE DESFire EV1 supplied cards will consume a chargeable credit. Order “V type” HID MIFARE Classic and MIFARE DESFire EV1 cards to avoid consuming a chargeable credit.

MIFARE CLASSIC Technology	Key Type	Programming	Credit Part Number	Chargeable?
MIFARE Classic	Standard	SIO	CRDT-F3	YES
MIFARE Classic	HID Elite1	SIO	CRDT-F4	YES
MIFARE Classic	Standard	HID MIFARE	CRDT-F0	See Price List
MIFARE Classic	N/A	Custom Data	CRDT-F5	See Price List

MIFARE DESFire Technology	Key Type	Programming	Credit Part Number	Chargeable?
MIFARE DESFire	Standard	SIO	CRDT-G3	YES
MIFARE DESFire	HID Elite1	SIO	CRDT-G4	YES
MIFARE DESfire	N/A	Custom Data	CRDT-C5	YES

Reader Compatibility Table

Credential Part Number	Reader Compatibility
CRDT-A0	iCLASS Rev A, B, C & iCLASS SE interpreter type “T” with keyset “0”
CRDT-A1	iCLASS Rev A, B, C & iCLASS SE interpreter type “T” and matching Elite ICE keyset
CRDT-A3, CRDT-B3, CRDT-C3, CRDT-D3, CRDT-F3, CRDT-G3, CRDT-H3	iCLASS SE readers only interpreter type “T” or “N” with keyset “0” or “2”
CRDT-A4, CRDT-B4, CRDT-C4, CRDT-D4, CRDT-F4, CRDT-G4, CRDT-H4	iCLASS SE readers only interpreter type “T” or “N” with matching Elite ICE keyset
CRDT-A5	iCLASS Rev A, B, C & iCLASS SE
CRDT-F0 CRDT-B0	HID 6055B, FlexSmart™ 6071/6072, Smart ID 8030DSHM/8031DSHM (HID MIFARE Only) and specific models of iCLASS SE.
CRDT-B5, CRD-C5, CRDT-F5, CRDT-G5	iCLASS SE Migration readers only with matching custom key and mapper profile
CRDT-K0	HID Prox compatible readers including multiCLASS

¹Authorization is required by the end user or owner of the HID Elite (formerly iCLASS Elite) keys before these can be released. Contact customer services for information on the authorization process.

Step 3: Select Additional Formats

The iCLASS SE Encoder supports a wide range of HID formats; by default every encoder is supplied with H10301, the HID open 26-bit format with full facility code and ID range. Use this section as a guide to order additional HID open/tracked, Corporate 1000 or OEM formats. Add the required part number and details to the order form.

Format Part Number	Format Type
FRMT-J1	HID open/tracked or OEM formats
FRMT-J2	HID Corporate 1000 formats

Tracked ID Number Ranges

If you order a tracked format for example Corporate 1000, H10302 or H10304 the next available number range is automatically assigned. A limit of 10,000 ID numbers per order applies to H10302.

Read Only

If you have a requirement for format read-only functionality for example, to read the encoded format as part of the printing process, order the required format with a card ID range of one number. The availability of the format on the encoder provides read-only functionality for the entire format ID range and variable field values.

How to order FRMT-J1 (HID open, tracked or OEM format)

Example 1:

- I want to order H10301 (HID open 26-bit with facility code and number range)
- I want facility code 99
- I want 500 numbers starting at 1,001

Part Number	Format Number	Field Name(s) e.g. Facility Code	Value	Start Number	Quantity
FRMT-J1	H10301	Facility Code	99	1,001	500

Example 2:

- I want to order H10304 (HID tracked 37-bit with reserved facility code)
- I want facility code 99
- I want 1,000 numbers (since H10304 is tracked, the next available numbers will be allocated)

Part Number	Format Number	Field Name(s) e.g. Facility Code	Value	Start Number	Quantity
FRMT-J1	H10304	Facility Code	99	N/A	500

How to order FRMT-J2 (Corporate 1000 format)

Example

- I want to order a Corporate 1000 format
- I want 10,000 numbers (since Corporate 1000 formats are tracked, the next available numbers will be allocated)

Part Number	Format Number	Company ID Code Value	Start Number	Quantity
FRMT-J2	H2004095	4095	N/A	10,000

Step 4: Select Additional Keysets

Key Management is a complex subject that requires some understanding of the various technologies and how smart card applications are managed. For example, encoding data on an iCLASS or MIFARE Classic card requires, at a minimum, a single authentication key to gain access to the application area or sector. The application data may have additional security enhancements requiring additional keys. The HID Application for example, requires two DES keys, one key for authentication to the app area and another key for encryption of the application data, while the Secure Identity Object (SIO) requires AES keys for encryption and signing the credential. Each technology will differ in terms of the keys that need to be created and managed. The iCLASS SE Encoder includes utilities for managing individual keys as well as grouping those keys into key sets for ease of deployment.

To ensure your iCLASS SE Encoder is equipped with the correct keys it is necessary to order keysets appropriately. There are three classes of keysets available which are explained below.

Media Keyset

Media keysets provide all the cryptographic keys necessary to set up and encode cards. The keys delivered with each part number will vary depending on the needs of the technology. For instance part number CKEYMED-ICL-0 will deliver the iCLASS media Keyset for accessing the HID application area, the encryption key for the PACS data, and the key for accessing the SE application area. If you are using HID Elite Credentials, the part number will be CKEYMED-ICL-1.

Part number CKEYMED-MIF-n will deliver Key A and Key B for accessing the HID application on a MIFARE Classic card as well as transport keys for the MAD (MIFARE Application Directory).

Part number CKEYMED-DES-n will deliver keys for accessing the HID application on a MIFARE DESFire EV1 card including the PICC master key, the application master key and the application read and write keys.

Reader Configuration Keyset

The Reader configuration keyset provides the privacy and authentication keys necessary to create configuration cards. Typically, configuration cards are needed to push new keys and/or configuration data to the reader. In order to utilize this solution, programmable configuration card are needed to be ordered.

Part numbers for these cards are:

- **0501600475-READER** - used for reader configuration
- **0501600475-ELITE** - used for HID Elite key preparation.

SIO Keyset

The SIO Keyset provides the privacy and authentication keys for HID's Secure Identity Objects. Because SIOs are independent of card technology, their keys are ordered separately.

Default Keysets

The iCLASS SE Encoder is delivered with the following standard Keysets:

Keysets	Security	Credit Part Number
Seos Media Keyset	HID Standard	CKEYMED-SEOS-0
iCLASS Media Keyset	HID Standard	CKEYMED-ICL-0
MIFARE Classic Media Keyset	HID Standard	CKEYMED-MIF-0
MIFARE DESFire Media Keyset	HID Standard	CKEYMED-DES-0
Reader Configuration Keyset	HID Standard	CKEYCFG-0
SIO Keyset	HID Standard	CKEYSIO-0

Additional HID Elite Keysets

Select the appropriate additional HID Elite keyset to encode HID or third party credentials or generate configuration cards with an HID Elite key. All HID Elite keysets are free of charge, however a suitable HID Elite credential credit is required to encode credentials with an HID Elite key. Add the required part number to the order form.

Keysets	Security	Keyset Part Number	Chargeable?
Seos Media Keyset	HID Elite	CKEYMED-SEOS-1	NO
iCLASS Media Keyset	HID Elite	CKEYMED-ICL-1	NO
MIFARE Classic Media Keyset	HID Elite	CKEYMED-MIF-1	NO
MIFARE DESFire Media Keyset	HID Elite	CKEYMED-DES-1	NO
Reader Configuration Keyset	HID Elite	CKEYCFG-1	NO

Step 5: Encoder Order Form

Complete the order form and submit it to your local HID Global order processing team

Hardware		
Part Number	Description	QTY
CP1000D	CP1000D USB encoder with H10301, standard keys and default credits	

Existing CP1000 Serial Number - [Only required to order formats, credits and keysets for an existing encoder]	
Serial Number (found on underside of USB device or inside door/bottom of printer):	CP

Additional Credits	
Part Number	QTY
CRDT-	
CRDT-	
CRDT-	
CRDT-	
CRDT-	

Additional Open, Tracked of OEM Formats ^{1,2} Note: A limit of 10,000 numbers per order applies to format H10302					
Part Number	Format Number	Field Names	Value	ID Start Number	QTY
FRMT-J1					

Additional Corporate 1000 Formats ^{3,4}			
Part Number	Format Number	Company ID Code	QTY
FRMT-J2			
FRMT-J2			
FRMT-J2			

Additional HID Elite Media Keysets ⁵		
Part Number	ICE Key #	QTY
CKEYMED- -1		1
CKEYMED- -1		1
CKEYMED- -1		1

Additional HID Elite Reader Configuration Keyset ^{6,7}		
Part Number	ICE Key #	QTY
CKCFG- -1		1
CKCFG- -1		1
CKCFG- -1		1

¹OEM formats required owner authorization, H10304 facility codes are registered to a specific account. Contact customer services for information on the authorization process.

²HID open formats such as H10301 and H10320 requires the customer to specify the required number range. HID does not track open formats.

³HID open, tracked formats such as H10302 and H10304 are tracked by HID, duplicates are not allowed.

⁴Authorization is required by the end user authorized contacts. Contact customer services for information on the authorization process.

⁵Corporate 1000 number ranges ordered for the CP1000 will not be available for future physical card orders.

^{6,7}Authorization is required by the end user or owner of the HID Elite (formerly iCLASS Elite) keys before these can be released. Contact customer services for information on the authorization process.

PLEASE CONTACT US:
info@smartcardamerica.com
www.SmartCardAmerica.com

